

Fiscal Year 2015



A CURRENT LOOK AT GEORGIA'S PUBLIC LIBRARIES AND GPLS

www.georgialibraries.org

Contents

Fiscal Year 2015

Topics	Page
● Introduction from State Librarian	3
● Georgia's Library Laws	4
● Return on Investment – The Value of Public Libraries	5
● State Funding	6 - 9
● Local Funding	10 – 12
● Local and State Funding Ratios	13 – 14
● State and Local Funding for Library Facilities	15 – 16
● Library Cards and Circulation	17 – 21
● Resource Sharing – Interlibrary Loans and courier Service	22 – 23
● Public Access Computers	24 – 27
● Library Public Service Hours	28 – 30
● Library Collections and Expenditures	31 – 39
● Expenditures of Georgia's Public Libraries	40 – 44
● Key Services of GPLS	45
● GPLS Expenditures and Staffing	46
● GPLS Recent Benchmarks and Milestones	47 – 49
● GPLS History	50
● Data Sources	51

www.georgialibraries.org/lib/publiclibinfo/current_look.php

Georgia's 63 Public Library Systems



February 11, 2016

The Georgia Public Library Service (GPLS) is pleased to present the 2016 edition of "A Current Look at Georgia's Public Libraries and GPLS", offering a detailed examination of the statistical data that describes the operations, funding and usage of the 403 public library facilities throughout our state. Once again, this report clearly demonstrates the value of each of these libraries and the services and programs they offer in every county in Georgia.

This report offers statistical data and analysis of Fiscal Year 2015, which began July 1, 2014 and ended June 30, 2015. Annual reports submitted by each of the 63 public library system to GPLS are used to gather the numbers used herein. Our aggregate data will be submitted, as required, to the federal Institute for Museum and Library Services in spring 2016 for inclusion in the national Public Library Survey, which provides a national view of public library services. Therefore, this data is still subject to IMLS review in 2016.

"A Current Look" provides timely, detailed analysis in ways that we hope are useful to those who fund, support and use public libraries in Georgia. This year, our libraries continued to add patrons, resources and services to meet the needs of residents across the state. This year's report shows increases statewide in the percentage of the population with library cards, circulation per capita, and summer reading attendance. We are delighted to see continuing growth in the demand for and use of electronic and digital services and an increase in overall public service hours for libraries, for the first time in several years. The state of Georgia's libraries is strong.

Public libraries remain essential at every level of education throughout the state. They deliver valuable support for children and parents by providing preschool and pre-literacy programs as well as resources for K-12 and higher education. Libraries are playing an increasingly crucial role in the state's workforce development, providing resources to adults pursuing new career paths or re-training programs, and to those who need access to online services from local, state and federal government agencies. Our public libraries are being recognized as statewide leaders in technology and educational support; as vital contributors to workforce and community development; as civic and cultural hubs in Georgia communities large and small.

To the community leaders, trustees, administrators and funders at the state and local level, whose support make the services we deliver to every community possible, we are grateful. You are our partners in making Georgia's public libraries successful, and your commitment to maintaining excellence is appreciated.

This year's and previous editions of "A Current Look" may be accessed on our website at <http://www.georgialibraries.org/lib/publiclibinfo/>.

Julie Walker, State Librarian
Georgia Public Library Service



Effective FY 2015, Burke County joined the Greater Clarks Hill Regional Library System and the East Central Georgia Regional Library System was renamed the Augusta-Richmond Public Library System

1800 Century Place, Suite 150
Atlanta, GA 30345-4304
404.235.7200 Fax 404.235.7201
www.georgialibraries.org

A Unit of the University System of Georgia

Georgia's Library Laws

- By statutory authority, Georgia Public Library Service, as a unit of the Board of Regents of the University System of Georgia, gives aid, counsel and advice to all libraries in Georgia and works in a limited supervisory capacity with the 63 public library systems
- **OCGA § 20-5-2 (a)** states that the agency "... shall give aid, advice and counsel to all libraries" and "shall exercise supervision over all public libraries and endeavor to improve libraries already established."
- **OCGA § 20-2-305 (a)** states that the agency "... shall annually determine and request of the General Assembly the amount of funds needed for county and regional public libraries" and that "Public Library funds shall be apportioned to county and regional public libraries in proportion to the area and population to be served by such libraries . . ."
- Public library systems in Georgia are either single-county or multiple-county, based on the individual participating agreements. There are currently 34 multiple-county (regional) public library systems and 29 single-county public library systems. **OCGA § 20-5-41** places authority of single-county library systems with the county board of trustees and places authority of multiple-county library systems with the regional board of trustees.
- While GPLS strongly supports efficiency and economy in the operation of public library systems, it realizes that local preferences, history and political realities drive the decisions of how public libraries are configured and aligned. It is the role of GPLS to advocate for strong, fiscally sound and viable public libraries.
- Georgia statutes related to public libraries may be found at www.georgialibraries.org/lib/library_laws/

Return on Investment

The value of public libraries' services to the people of Georgia

- **37,350,547** books and other materials were borrowed from Georgia's public libraries in FY2015.
 - The average book costs \$25.00.
 - This saved the people of Georgia a total of **\$933,763,675**.
- **2,335,886** children and young adults attended programs at Georgia's public libraries in FY2015.
 - The average cost of a movie theater ticket was \$8.61. (<http://www.fandango.com/>)
 - This was equivalent to Georgia parents spending **\$20,111,978**.
- **11,628,980** public-access Internet computers sessions were used at Georgia's public libraries in FY2015.
 - The average cost of a computer workstation rental with Internet access at a cybercafé (<http://www.cybercafes.com>) and similar business centers is an average of \$7 hour session.
 - This saved the people of Georgia a total of **\$81,402,860**.

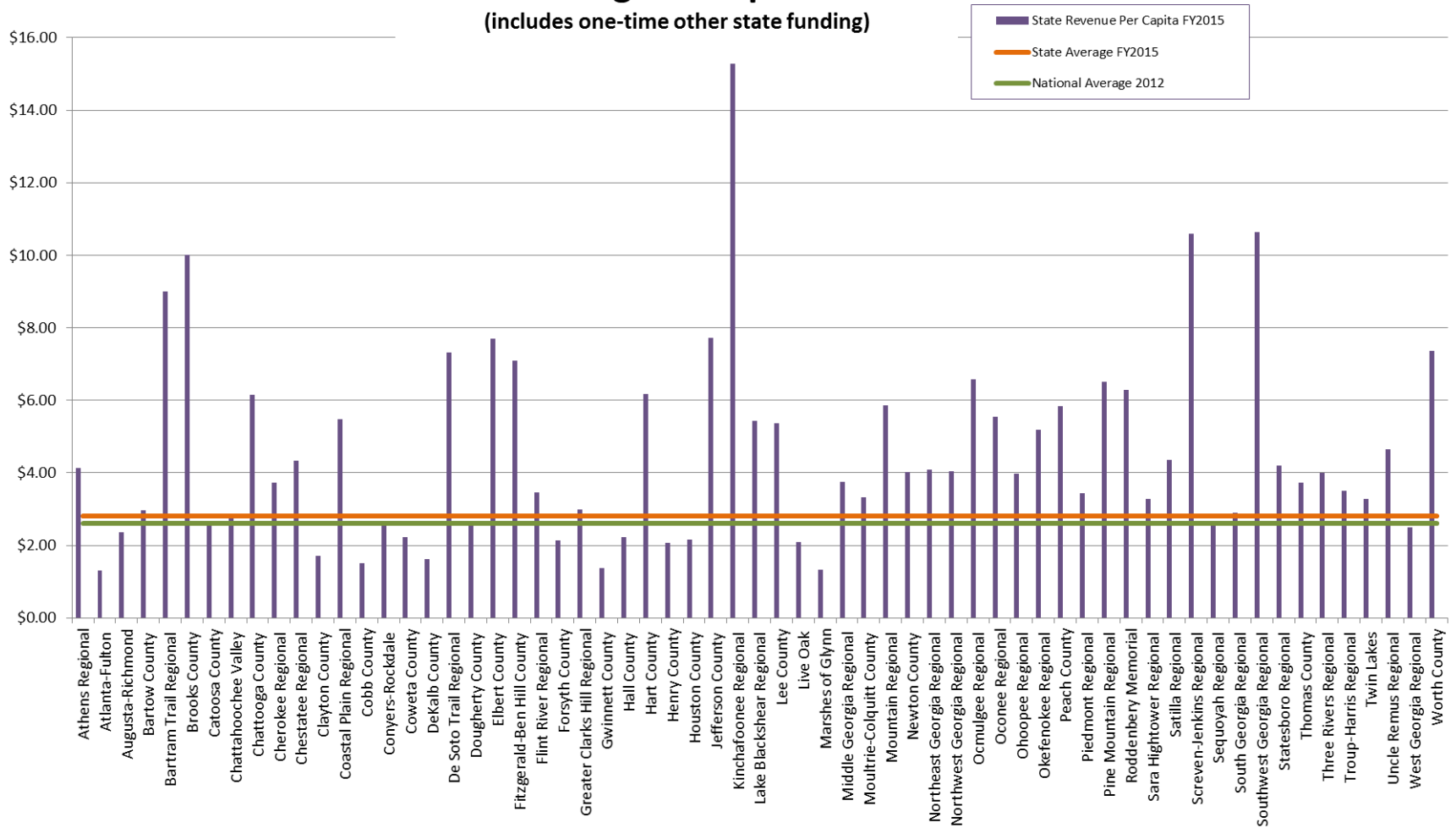
The value of **just** these three public library services was **\$1,035,278,513** (\$101.00 per capita) in FY2015. Total Georgia public libraries operating expenditures were only **\$184,992,478** (\$18.05 per capita) in FY2015.

Return on investment = \$5.60 to \$1.00

State Funding for Georgia's Public Libraries

- By state law OCGA § 20-5-3, state funding is apportioned by formula to the library systems on the basis of population and geography (http://www.georgialibraries.org/lib/library_laws/OCGA - 20-5-3.pdf).
- State funding is provided for professional salaries, library materials, operational support, libraries for the blind and physically handicapped, and, by grant award, for capital improvement.
- Georgia is the only state that provides grants that are specifically designated for the salaries of professional librarians, thus ensuring that each system is administered and led by licensed librarians.
- In FY2012, Georgia ranked 12th in the nation in terms of state funding per capita for public libraries, at \$2.51 while the national average was \$2.60. Even with the significant funding provided by the state, in FY2012 Georgia ranked 47th in the nation in terms of **total** per capita funding of public libraries at \$19.35. Note: FY2012 is the most recent year for which IMLS has published national data tables.
- In FY2015, Georgia's per capita state funding was \$2.81.

State Funding Per Capita FY 2015 (includes one-time other state funding)



Sources: Annual Reports of Georgia's public library systems for Fiscal Year 2015 and the Institute of Museum and Library Services (IMLS) Public Library Survey for Fiscal Year 2012

State Per Capita Funding for Georgia Public Libraries - FY 2013 - 2015									
Library System	2013			2014			2015		
	Population	Total State Funding	Per Capita	Population	Total State Funding	Per Capita	Population	Total State Funding	Per Capita
Athens Regional	230,121	\$ 793,209.36	\$ 3.45	225,833	\$ 994,273.00	\$ 4.40	224,115	\$ 926,910.30	\$ 4.14
Atlanta-Fulton	1,085,024	\$ 1,205,352.00	\$ 1.11	995,984	\$ 1,091,898.00	\$ 1.10	1,018,601	\$ 1,319,351.00	\$ 1.30
Augusta-Richmond							203,625	\$ 480,617.00	\$ 2.36
Bartow County	110,632	\$ 262,116.00	\$ 2.37	108,201	\$ 280,040.00	\$ 2.59	103,438	\$ 305,738.70	\$ 2.96
Bartram Trail Regional	36,056	\$ 255,469.36	\$ 7.09	34,725	\$ 280,762.34	\$ 8.09	33,371	\$ 300,348.28	\$ 9.00
Brooks County	16,982	\$ 170,643.62	\$ 10.05	16,570	\$ 162,794.95	\$ 9.82	15,464	\$ 154,776.92	\$ 10.01
Catoosa County	70,780	\$ 147,739.90	\$ 2.09	67,318	\$ 141,222.61	\$ 2.10	66,522	\$ 178,377.41	\$ 2.68
Chattahoochee Valley	230,822	\$ 717,221.55	\$ 3.11	225,186	\$ 670,825.75	\$ 2.98	233,503	\$ 646,510.08	\$ 2.77
Chattanooga County	28,333	\$ 135,615.44	\$ 4.79	26,579	\$ 148,496.67	\$ 5.59	25,171	\$ 154,581.51	\$ 6.14
Cherokee Regional	85,896	\$ 276,307.87	\$ 3.22	87,589	\$ 287,604.39	\$ 3.28	85,272	\$ 317,339.18	\$ 3.72
Chestatee Regional	56,985	\$ 211,271.98	\$ 3.71	57,167	\$ 223,788.01	\$ 3.91	55,252	\$ 239,181.30	\$ 4.33
Clayton County	285,734	\$ 505,302.66	\$ 1.77	272,197	\$ 452,635.42	\$ 1.66	269,649	\$ 460,700.07	\$ 1.71
Coastal Plain Regional	100,109	\$ 451,783.42	\$ 4.51	98,774	\$ 493,545.20	\$ 5.00	94,637	\$ 519,019.49	\$ 5.48
Cobb County	755,207	\$ 971,860.87	\$ 1.29	732,504	\$ 1,055,486.86	\$ 1.44	735,825	\$ 1,113,451.90	\$ 1.51
Conyers-Rockdale	93,431	\$ 203,784.53	\$ 2.18	91,500	\$ 151,214.04	\$ 1.65	89,299	\$ 226,469.23	\$ 2.54
Coweta County	143,680	\$ 262,531.52	\$ 1.83	140,969	\$ 260,861.31	\$ 1.85	138,639	\$ 307,807.10	\$ 2.22
DeKalb County	794,820	\$ 1,011,353.29	\$ 1.27	721,520	\$ 1,046,694.90	\$ 1.45	726,171	\$ 1,170,845.91	\$ 1.61
De Soto Trail Regional	40,772	\$ 287,921.96	\$ 7.06	38,051	\$ 314,276.65	\$ 8.26	36,809	\$ 269,219.96	\$ 7.31
Dougherty County	96,401	\$ 190,444.00	\$ 1.98	97,331	\$ 134,643.67	\$ 1.38	93,142	\$ 244,341.58	\$ 2.62
East Central Georgia Regional	374,200	\$ 861,881.86	\$ 2.30	234,310	\$ 602,105.19	\$ 2.57			
Elbert County	20,799	\$ 145,587.83	\$ 7.00	20,247	\$ 140,337.13	\$ 6.93	19,537	\$ 150,577.75	\$ 7.71
Fitzgerald-Ben Hill County	18,581	\$ 115,272.75	\$ 6.20	18,092	\$ 123,615.45	\$ 6.83	17,691	\$ 125,557.98	\$ 7.10
Flint River Regional	290,657	\$ 823,387.46	\$ 2.83	269,759	\$ 970,977.26	\$ 3.60	262,435	\$ 906,128.13	\$ 3.45
Forsyth County	205,178	\$ 402,804.44	\$ 1.96	204,585	\$ 408,108.91	\$ 1.99	209,023	\$ 445,706.38	\$ 2.13
Greater Clarks Hill Regional				147,943	\$ 364,844.33	\$ 2.47	178,529	\$ 534,007.87	\$ 2.99
Gwinnett County	874,489	\$ 1,106,391.33	\$ 1.27	891,721	\$ 1,107,808.19	\$ 1.24	894,928	\$ 1,224,707.91	\$ 1.37
Hall County	217,616	\$ 381,294.00	\$ 1.75	196,993	\$ 392,266.00	\$ 1.99	194,153	\$ 430,537.00	\$ 2.22
Hart County	26,431	\$ 138,406.60	\$ 5.24	25,723	\$ 147,364.25	\$ 5.73	25,628	\$ 158,098.87	\$ 6.17
Henry County	230,273	\$ 366,281.18	\$ 1.59	230,973	\$ 397,674.00	\$ 1.72	219,654	\$ 452,687.25	\$ 2.06
Houston County	144,980	\$ 273,892.46	\$ 1.89	151,582	\$ 258,833.36	\$ 1.71	152,213	\$ 328,891.43	\$ 2.16
Jefferson County	16,430	\$ 129,628.41	\$ 7.89	17,256	\$ 138,905.43	\$ 8.05	16,286	\$ 125,711.08	\$ 7.72
Kinchafoonee Regional	32,010	\$ 396,048.50	\$ 12.37	32,515	\$ 391,646.48	\$ 12.05	30,517	\$ 466,521.57	\$ 15.29
Lake Blackshear Regional	74,208	\$ 332,342.29	\$ 4.48	78,425	\$ 376,111.80	\$ 4.80	73,963	\$ 401,021.97	\$ 5.42
Lee County	39,765	\$ 150,035.59	\$ 3.77	30,127	\$ 149,973.78	\$ 4.98	30,113	\$ 161,242.98	\$ 5.35
Live Oak	398,879	\$ 898,707.00	\$ 2.25	406,815	\$ 895,908.00	\$ 2.20	408,098	\$ 848,534.00	\$ 2.08
Marshes of Glynn				83,648	\$ 110,705.30	\$ 1.32	83,355	\$ 110,627.00	\$ 1.33
Middle Georgia Regional	239,410	\$ 932,323.00	\$ 3.89	236,235	\$ 955,082.00	\$ 4.04	228,846	\$ 857,957.20	\$ 3.75
Moultrie-Colquitt County	49,320	\$ 260,019.34	\$ 5.27	47,638	\$ 145,270.05	\$ 3.05	47,235	\$ 156,807.53	\$ 3.32
Mountain Regional	62,848	\$ 303,705.02	\$ 4.83	57,920	\$ 316,787.46	\$ 5.47	56,748	\$ 332,058.01	\$ 5.85
Newton County	120,070	\$ 244,379.27	\$ 2.04	110,140	\$ 373,811.00	\$ 3.39	106,470	\$ 428,044.46	\$ 4.02
Northeast Georgia Regional	120,015	\$ 428,708.62	\$ 3.57	117,598	\$ 413,812.85	\$ 3.52	114,553	\$ 467,082.22	\$ 4.08
Northwest Georgia Regional	206,052	\$ 475,359.22	\$ 2.31	207,400	\$ 722,188.81	\$ 3.48	200,915	\$ 810,849.66	\$ 4.04
Ocmulgee Regional	75,052	\$ 467,366.88	\$ 6.23	83,071	\$ 525,530.30	\$ 6.33	79,019	\$ 519,476.68	\$ 6.57
Oconee Regional	93,654	\$ 570,052.82	\$ 6.09	92,264	\$ 620,427.15	\$ 6.72	88,844	\$ 493,099.31	\$ 5.55
Ochopsee Regional	79,034	\$ 404,298.74	\$ 5.12	80,456	\$ 362,547.96	\$ 4.51	77,844	\$ 309,360.68	\$ 3.97
Okfenoksee Regional	92,560	\$ 449,530.23	\$ 4.86	94,635	\$ 463,879.26	\$ 4.90	92,273	\$ 477,934.76	\$ 5.18
Peace County	28,999	\$ 91,729.51	\$ 3.16	29,740	\$ 168,634.00	\$ 5.67	27,214	\$ 158,908.16	\$ 5.84
Piedmont Regional	175,640	\$ 491,672.76	\$ 2.80	162,220	\$ 483,360.24	\$ 2.98	157,947	\$ 541,576.50	\$ 3.43
Pine Mountain Regional	68,411	\$ 359,802.51	\$ 5.26	65,369	\$ 383,982.14	\$ 5.87	62,548	\$ 406,611.57	\$ 6.50
Roddenberry Memorial	27,273	\$ 172,424.48	\$ 6.32	25,865	\$ 174,834.81	\$ 6.76	25,694	\$ 161,249.80	\$ 6.28
Sara Hightower Regional	145,862	\$ 377,016.22	\$ 2.58	141,598	\$ 400,910.91	\$ 2.83	138,420	\$ 453,885.74	\$ 3.28
Satilla Regional	53,772	\$ 181,557.45	\$ 3.38	53,298	\$ 194,651.34	\$ 3.65	52,247	\$ 227,277.52	\$ 4.35
Screven-Jenkins Regional	24,777	\$ 209,943.56	\$ 8.47	23,186	\$ 218,717.64	\$ 9.43	23,559	\$ 249,708.64	\$ 10.60
Sequoyah Regional	316,534	\$ 620,598.93	\$ 1.96	295,779	\$ 713,909.78	\$ 2.41	295,353	\$ 767,466.71	\$ 2.60
South Georgia Regional	128,061	\$ 371,024.30	\$ 2.90	134,337	\$ 374,772.77	\$ 2.79	130,825	\$ 378,109.35	\$ 2.89
Southwest Georgia Regional	46,169	\$ 382,519.48	\$ 8.29	43,433	\$ 426,752.04	\$ 9.83	42,444	\$ 451,758.51	\$ 10.64
Statesboro Regional	160,419	\$ 551,707.64	\$ 3.44	155,811	\$ 573,764.34	\$ 3.68	153,599	\$ 645,360.04	\$ 4.20
Thomas County	49,221	\$ 147,888.53	\$ 3.00	45,590	\$ 157,236.69	\$ 3.45	45,517	\$ 169,276.94	\$ 3.72
Three Rivers Regional	225,507	\$ 706,239.95	\$ 3.13	151,031	\$ 510,961.10	\$ 3.38	146,426	\$ 586,785.77	\$ 4.01
Troup-Harris Regional	104,663	\$ 318,862.08	\$ 3.05	104,875	\$ 321,051.46	\$ 3.06	104,020	\$ 365,219.54	\$ 3.51
Twin Lakes	49,844	\$ 143,450.58	\$ 2.88	47,336	\$ 101,887.89	\$ 2.15	46,457	\$ 152,165.58	\$ 3.28
Uncle Remus Regional	185,488	\$ 616,136.03	\$ 3.32	171,890	\$ 617,670.55	\$ 3.59	167,575	\$ 778,938.27	\$ 4.65
West Georgia Regional	483,111	\$ 827,979.63	\$ 1.71	465,338	\$ 863,230.08	\$ 1.86	451,656	\$ 1,129,705.57	\$ 2.50
Worth County	22,930	\$ 136,918.27	\$ 5.97	22,142	\$ 146,306.84	\$ 6.61	21,236	\$ 156,128.88	\$ 7.35
Georgia State Totals	10,660,977	\$ 25,825,106	\$ 2.42	10,344,907	\$ 26,900,220	\$ 2.60	10,250,112	\$ 28,838,949.69	\$ 2.81

Note: FY2014 totals have been restated to include Technology MR&R

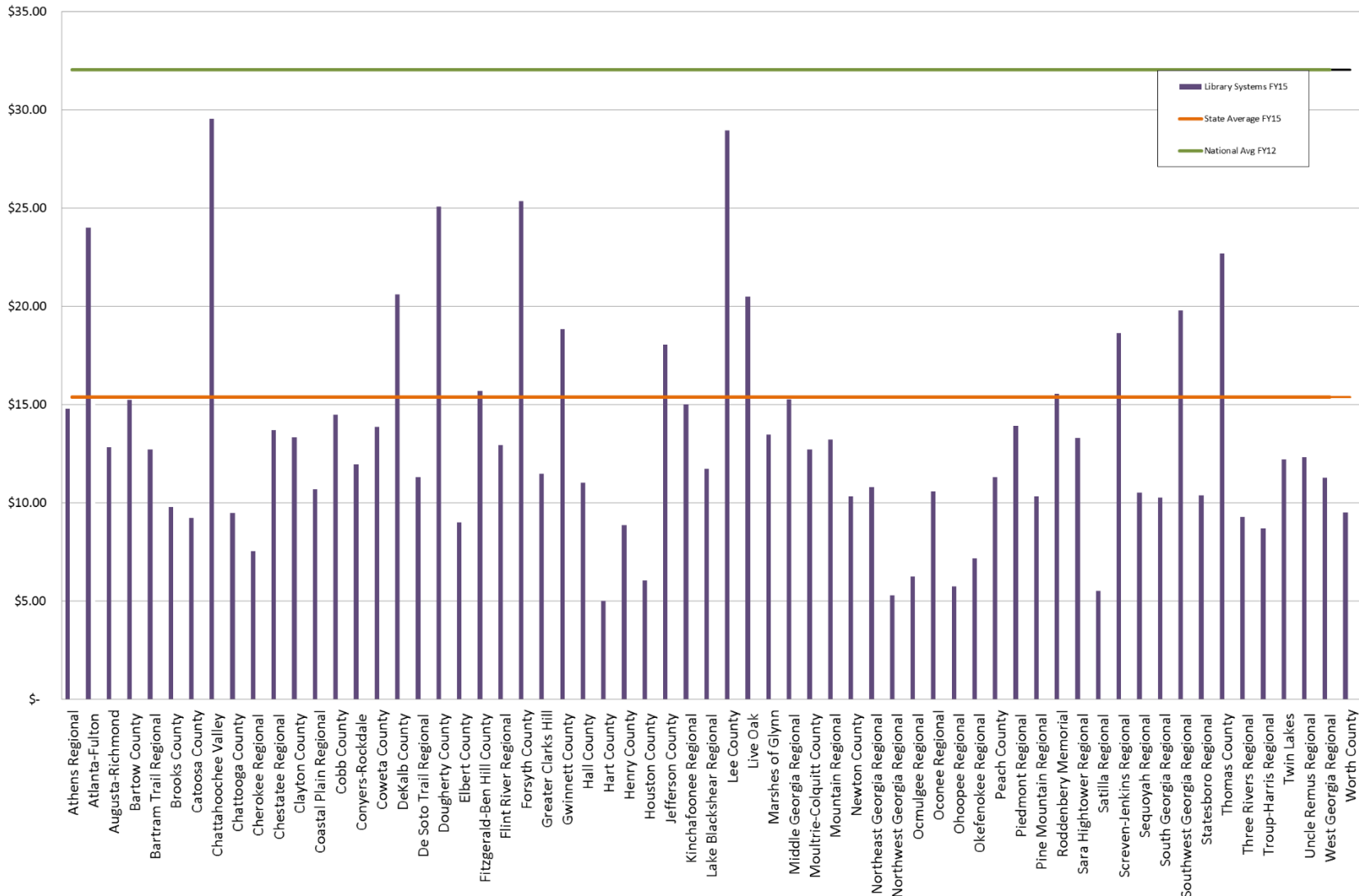
Sources: Annual Reports of Georgia's public library systems for Fiscal Years 2013 – 2015

Local Funding for Georgia's Public Libraries

- Local funding (including one-time funding but not capital funding) for Georgia's public libraries varied widely across the state in FY2015, from \$5.02 to \$29.54. In FY2014, local funding ranged from \$4.82 to \$34.36 per capita.
- The majority of the public library systems in Georgia (over 75%) received local funding that was below the statewide average of \$15.40.
- Local funding for all 63 of Georgia's library systems was below the FY2012 national average of \$32.05.
- Georgia ranked 47th in the nation in local funding per capita for public libraries in FY 2012.
- Four public library systems (Brooks County Public Library, Hart County Library System, Kinchafoonee Regional Library, and Ocmulgee Regional Library System) received less local funding than state funding.
- 15% of total funding for public libraries in Georgia came from the state.
- 85% of funding for public libraries in Georgia came from local sources.

Sources: Annual Reports of Georgia's public library systems for Fiscal Years 2015 and the Institute of Museum and Library Services (IMLS) Public Library Survey for Fiscal Year 2012

Local Funding Per Capita FY 2015



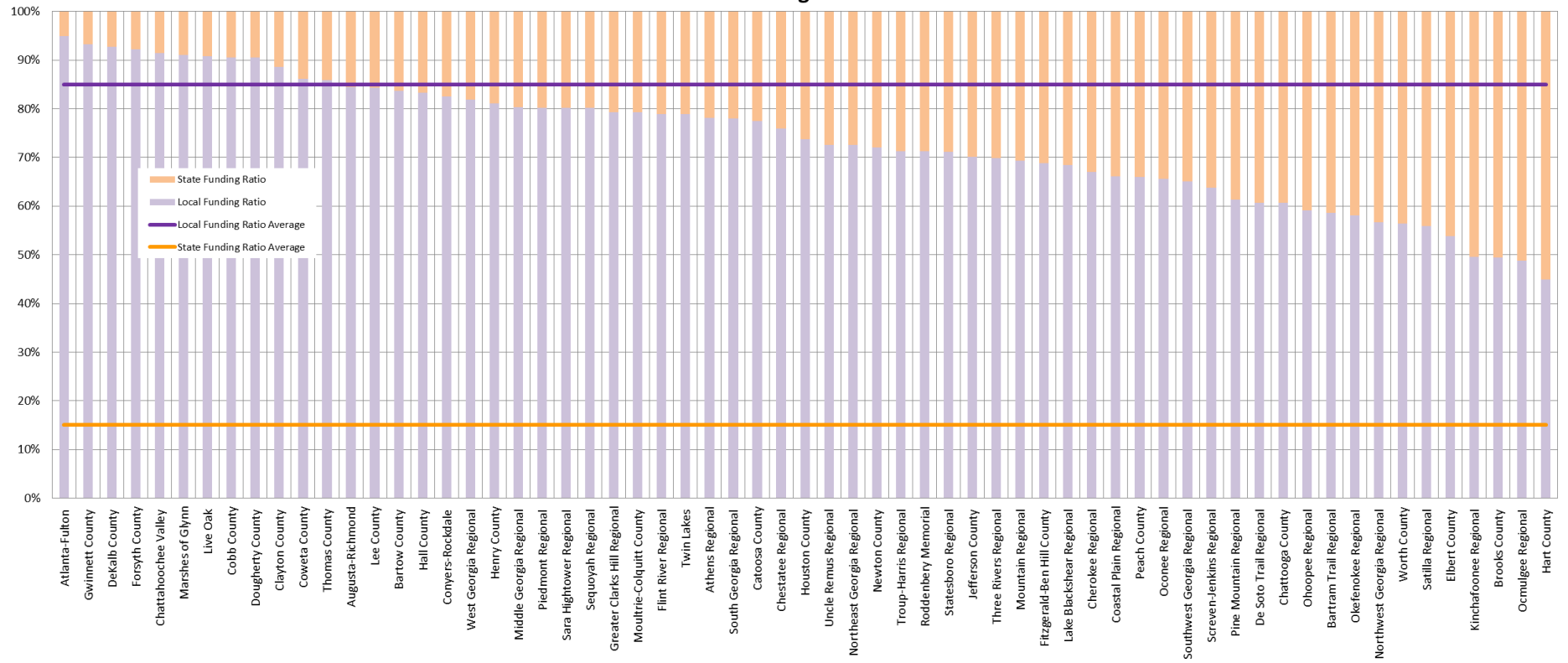
Sources: Annual Reports of Georgia's public library systems for Fiscal Years 2015 and the Institute of Museum and Library Services (IMLS) Public Library Survey for Fiscal Year 2012

Local Funding Per Capita for Georgia Public Libraries - FY 2013 - 2015

Library System	2013			2014			2015		
	Population	Total Local Funding	Per Capita	Population	Total Local Funding	Per Capita	Population	Total Local Funding	Per Capita
Athens Regional	230,121	\$ 3,222,667	\$ 14.00	225,833	\$ 3,347,686	\$ 14.82	224,115	\$ 3,315,364	\$ 14.79
Atlanta-Fulton	1,085,024	29,871,542	27.53	995,984	27,856,015	27.97	1,018,601	24,452,668	24.01
Augusta-Richmond							203,625	2,611,931	12.83
Bartow County	110,632	1,537,141	13.89	108,201	1,575,864	14.56	103,438	1,575,909	15.24
Bartram Trail Regional	36,056	414,768	11.50	34,725	412,228	11.87	33,371	424,768	12.73
Brooks County	16,982	205,113	12.08	16,570	150,696	9.09	15,464	151,429	9.79
Catoosa County	70,780	641,596	9.06	67,318	545,191	8.10	66,522	615,157	9.25
Chattahoochee Valley	230,822	6,678,982	28.94	225,186	7,023,586	31.19	233,503	6,896,566	29.54
Chattooga County	28,333	240,065	8.47	26,579	263,149	9.90	25,171	238,514	9.48
Cherokee Regional	85,896	618,555	7.20	87,589	615,346	7.03	85,272	644,291	7.56
Chestatee Regional	56,985	751,489	13.19	57,167	751,882	13.15	55,252	756,449	13.69
Clayton County	285,734	2,982,443	10.44	272,197	3,446,313	12.66	269,649	3,595,800	13.34
Coastal Plain Regional	100,109	1,012,983	10.12	98,774	1,025,076	10.38	94,637	1,011,599	10.69
Cobb County	755,207	9,517,952	12.60	732,504	10,653,071	14.54	735,825	10,657,416	14.48
Conyers-Rockdale	93,431	1,029,750	11.02	91,500	1,080,729	11.81	89,299	1,068,866	11.97
Coweta County	143,680	1,974,204	13.74	140,969	1,933,800	13.72	138,639	1,922,492	13.87
DeKalb County	794,820	14,468,683	18.20	721,520	14,516,320	20.12	726,171	14,960,047	20.60
De Soto Trail Regional	40,772	285,105	6.99	38,051	297,587	7.82	36,809	416,422	11.31
Dougherty County	96,401	1,842,057	19.11	97,331	1,866,621	19.18	93,142	2,335,310	25.07
East Central Georgia Regional	374,200	4,706,745	12.58	234,310	3,129,256	13.36			
Elbert County	20,799	163,527	7.86	20,247	159,156	7.86	19,537	175,906	9.00
Fitzgerald-Ben Hill County	18,581	293,816	15.81	18,092	278,590	15.40	17,691	277,736	15.70
Flint River Regional	290,657	3,082,591	10.61	269,759	3,446,681	12.78	262,435	3,400,083	12.96
Forsyth County	205,178	7,928,266	38.64	204,585	7,030,399	34.36	209,023	5,301,268	25.36
Greater Clarks Hill Regional				147,943	1,775,018	12.00	178,529	2,049,014	11.48
Gwinnett County	874,489	17,045,206	19.49	891,721	16,588,807	18.60	894,928	16,874,931	18.86
Hall County	217,616	2,098,946	9.65	196,993	2,131,374	10.82	194,153	2,140,529	11.02
Hart County	26,431	134,007	5.07	25,723	131,314	5.10	25,628	128,688	5.02
Henry County	230,273	1,477,642	6.42	230,973	1,535,493	6.65	219,654	1,949,516	8.88
Houston County	144,980	899,564	6.20	151,582	912,620	6.02	152,213	920,845	6.05
Jefferson County	16,430	310,236	18.88	17,256	286,490	16.60	16,286	294,165	18.06
Kinchafoonee Regional	32,010	450,404	14.07	32,515	456,234	14.03	30,517	458,547	15.03
Lake Blackshear Regional	74,208	757,431	10.21	78,425	730,622	9.32	73,963	867,642	11.73
Lee County	39,765	836,663	21.04	30,127	872,779	28.97	30,113	872,166	28.96
Live Oak	398,879	7,852,728	19.69	406,815	8,009,088	19.69	408,098	8,364,421	20.50
Marshes of Glynn				83,648	647,483	7.74	83,355	1,123,302	13.48
Middle Georgia Regional	239,410	3,841,741	16.05	236,235	3,951,570	16.73	228,846	3,493,543	15.27
Moultrie-Colquitt County	49,320	623,414	12.64	47,638	617,226	12.96	47,235	600,654	12.72
Mountain Regional	62,848	686,848	10.93	57,920	691,918	11.95	56,748	750,703	13.23
Newton County	120,070	1,113,841	9.28	110,140	1,087,337	9.87	106,470	1,100,857	10.34
Northeast Georgia Regional	120,015	1,246,433	10.39	117,598	1,247,847	10.61	114,553	1,236,652	10.80
Northwest Georgia Regional	206,052	994,892	4.83	207,400	998,792	4.82	200,915	1,063,195	5.29
Ocmulgee Regional	75,052	486,063	6.48	83,071	475,729	5.73	79,019	495,235	6.27
Oconee Regional	93,654	1,004,412	10.72	92,264	909,275	9.86	88,844	940,911	10.59
Ochoppee Regional	79,034	332,456	4.21	80,456	784,020	9.74	77,844	448,525	5.76
Okfeenokee Regional	92,560	483,948	5.23	94,635	528,136	5.58	92,273	663,441	7.19
Peach County	28,999	320,241	11.04	29,740	303,410	10.20	27,214	308,196	11.32
Piedmont Regional	175,640	1,727,285	9.83	162,220	2,046,198	12.61	157,947	2,201,858	13.94
Pine Mountain Regional	68,411	562,806	8.23	65,369	566,786	8.67	62,548	645,394	10.32
Roddenberry Memorial	27,273	466,476	17.10	25,865	481,088	18.60	25,694	399,676	15.56
Sara Hightower Regional	145,862	1,945,970	13.34	141,598	1,838,477	12.98	138,420	1,841,216	13.30
Satilla Regional	53,772	269,599	5.01	53,298	272,316	5.11	52,247	288,521	5.52
Screven-Jenkins Regional	24,777	463,353	18.70	23,186	415,338	17.91	23,559	439,427	18.65
Sequoyah Regional	316,534	2,907,437	9.19	295,779	3,074,567	10.39	295,353	3,110,326	10.53
South Georgia Regional	128,061	1,165,622	9.10	134,337	1,165,741	8.68	130,825	1,344,758	10.28
Southwest Georgia Regional	46,169	782,443	16.95	43,433	791,189	18.22	42,444	840,278	19.80
Statesboro Regional	160,419	1,528,221	9.53	155,811	1,553,396	9.97	153,599	1,594,638	10.38
Thomas County	49,221	993,849	20.19	45,590	1,045,248	22.93	45,517	1,033,070	22.70
Three Rivers Regional	225,507	1,642,539	7.28	151,031	1,453,158	9.62	146,426	1,360,666	9.29
Troup-Harris Regional	104,663	913,400	8.73	104,875	1,134,232	10.82	104,020	905,295	8.70
Twin Lakes	49,844	553,715	11.11	47,336	555,349	11.73	46,457	568,077	12.23
Uncle Remus Regional	185,488	1,806,501	9.74	171,890	2,029,444	11.81	167,575	2,067,566	12.34
West Georgia Regional	483,111	4,257,616	8.81	465,338	4,262,473	9.16	451,656	5,099,296	11.29
Worth County	22,930	217,709	9.49	22,142	220,998	9.98	21,236	202,384	9.53
Georgia State Totals	10,660,977	\$ 158,671,693	\$ 14.88	10,344,907	\$ 159,983,820	\$ 15.46	10,250,112	\$ 157,894,114	\$ 15.40

Sources: Annual Reports of Georgia's public library systems for Fiscal Years 2013 – 2015

Local and State Funding Ratios - FY 2015



Sources: Annual Reports of Georgia's public library systems for Fiscal Year 2015

Local and State Governmental Funding Ratios for Georgia Public Libraries - FY 2015				
Library System	Total Local Funding	% Local	Total State Funding	% State
Athens Regional	\$ 3,315,364	78.15%	\$ 926,910	21.85%
Atlanta-Fulton	24,452,668	94.88%	1,319,351	5.12%
Augusta-Richmond	2,611,931	84.46%	480,617	15.54%
Bartow County	1,575,909	83.75%	305,739	16.25%
Bartram Trail Regional	424,768	58.58%	300,348	41.42%
Brooks County	151,429	49.45%	154,777	50.55%
Catoosa County	615,157	77.52%	178,377	22.48%
Chattahoochee Valley	6,896,566	91.43%	646,510	8.57%
Chattooga County	238,514	60.68%	154,582	39.32%
Cherokee Regional	644,291	67.00%	317,339	33.00%
Chestatee Regional	756,449	75.98%	239,181	24.02%
Clayton County	3,595,800	88.64%	460,700	11.36%
Coastal Plain Regional	1,011,599	66.09%	519,019	33.91%
Cobb County	10,657,416	90.54%	1,113,452	9.46%
Conyers-Rockdale	1,068,866	82.52%	226,469	17.48%
Coweta County	1,922,492	86.20%	307,807	13.80%
DeKalb County	14,960,047	92.74%	1,170,846	7.26%
De Soto Trail Regional	416,422	60.73%	269,220	39.27%
Dougherty County	2,335,310	90.53%	244,342	9.47%
Elbert County	175,906	53.88%	150,578	46.12%
Fitzgerald-Ben Hill County	277,736	68.87%	125,558	31.13%
Flint River Regional	3,400,083	78.96%	906,128	21.04%
Forsyth County	5,301,268	92.24%	445,706	7.76%
Greater Clarks Hill Regional	2,049,014	79.33%	534,008	20.67%
Gwinnett County	16,874,931	93.23%	1,224,708	6.77%
Hall County	2,140,529	83.25%	430,537	16.75%
Hart County	128,688	44.87%	158,099	55.13%
Henry County	1,949,516	81.16%	452,687	18.84%
Houston County	920,845	73.68%	328,891	26.32%
Jefferson County	294,165	70.06%	125,711	29.94%
Kinchafoonee Regional	458,547	49.57%	466,522	50.43%
Lake Blackshear Regional	867,642	68.39%	401,022	31.61%
Lee County	872,166	84.40%	161,243	15.60%
Live Oak	8,364,421	90.79%	848,534	9.21%
Marshes of Glynn	1,123,302	91.03%	110,627	8.97%
Middle Georgia Regional	3,493,543	80.28%	857,957	19.72%
Moultrie-Colquitt County	600,654	79.30%	156,808	20.70%
Mountain Regional	750,703	69.33%	332,058	30.67%
Newton County	1,100,857	72.00%	428,044	28.00%
Northeast Georgia Regional	1,236,652	72.58%	467,082	27.42%
Northwest Georgia Regional	1,063,195	56.73%	810,850	43.27%
Ocmulgee Regional	495,235	48.81%	519,477	51.19%
Oconee Regional	940,911	65.61%	493,099	34.39%
Ohoopee Regional	448,525	59.18%	309,361	40.82%
Okfeenokee Regional	663,441	58.13%	477,935	41.87%
Peach County	308,196	65.98%	158,908	34.02%
Piedmont Regional	2,201,858	80.26%	541,577	19.74%
Pine Mountain Regional	645,394	61.35%	406,612	38.65%
Roddenbery Memorial	399,676	71.25%	161,250	28.75%
Sara Hightower Regional	1,841,216	80.22%	453,886	19.78%
Satilla Regional	288,521	55.94%	227,278	44.06%
Screven-Jenkins Regional	439,427	63.76%	249,709	36.24%
Sequoyah Regional	3,110,326	80.21%	767,467	19.79%
South Georgia Regional	1,344,758	78.05%	378,109	21.95%
Southwest Georgia Regional	840,278	65.04%	451,759	34.96%
Statesboro Regional	1,594,638	71.19%	645,360	28.81%
Thomas County	1,033,070	85.92%	169,277	14.08%
Three Rivers Regional	1,360,666	69.87%	586,786	30.13%
Troup-Harris Regional	905,295	71.25%	365,220	28.75%
Twin Lakes	568,077	78.87%	152,166	21.13%
Uncle Remus Regional	2,067,566	72.64%	778,938	27.36%
West Georgia Regional	5,099,296	81.86%	1,129,706	18.14%
Worth County	202,384	56.45%	156,129	43.55%
Georgia Totals	\$ 157,894,114	84.56%	\$ 28,838,950	15.44%

Sources: Annual Reports of Georgia's public library systems for Fiscal Year 2015

State and Local Funding for Library Facilities

Georgia's Public Library Planning and Construction Program

- A match program assisting in new library construction as well as renovations and additions sponsored by Georgia State Financing and Investing Commission in funding for construction of public libraries and implementation of capital outlay programs
- Completed over 60 projects in 50 counties since 2005 with an additional 25 projects in the planning process awaiting awards
 - 13 central libraries and 51 branch libraries
 - 34 new libraries and 30 additions and/or renovated libraries
- Total grant funding between FY 2005 and FY 2016 has been approximately \$104 million
- Total local match funding between FY2005 and FY 2016 has been approximately \$125 million
- Total Project costs have been over \$220 million

Maintenance Repair and Renovation (MR&R) program

- FY2016 – Granted \$1.885 million matched with \$1.715 million in local contributions and currently assisting over 48 libraries
 - 71 individual projects in 34 counties
- FY2015--Granted \$1.675 million matched with \$2.35 million in local contributions and assisted over 35 libraries
 - 45 individual projects in 29 counties
- FY2014--Granted \$1.995M matched with \$2.39M in local contributions, assisted over 45 libraries
 - 56 individual projects in 32 counties

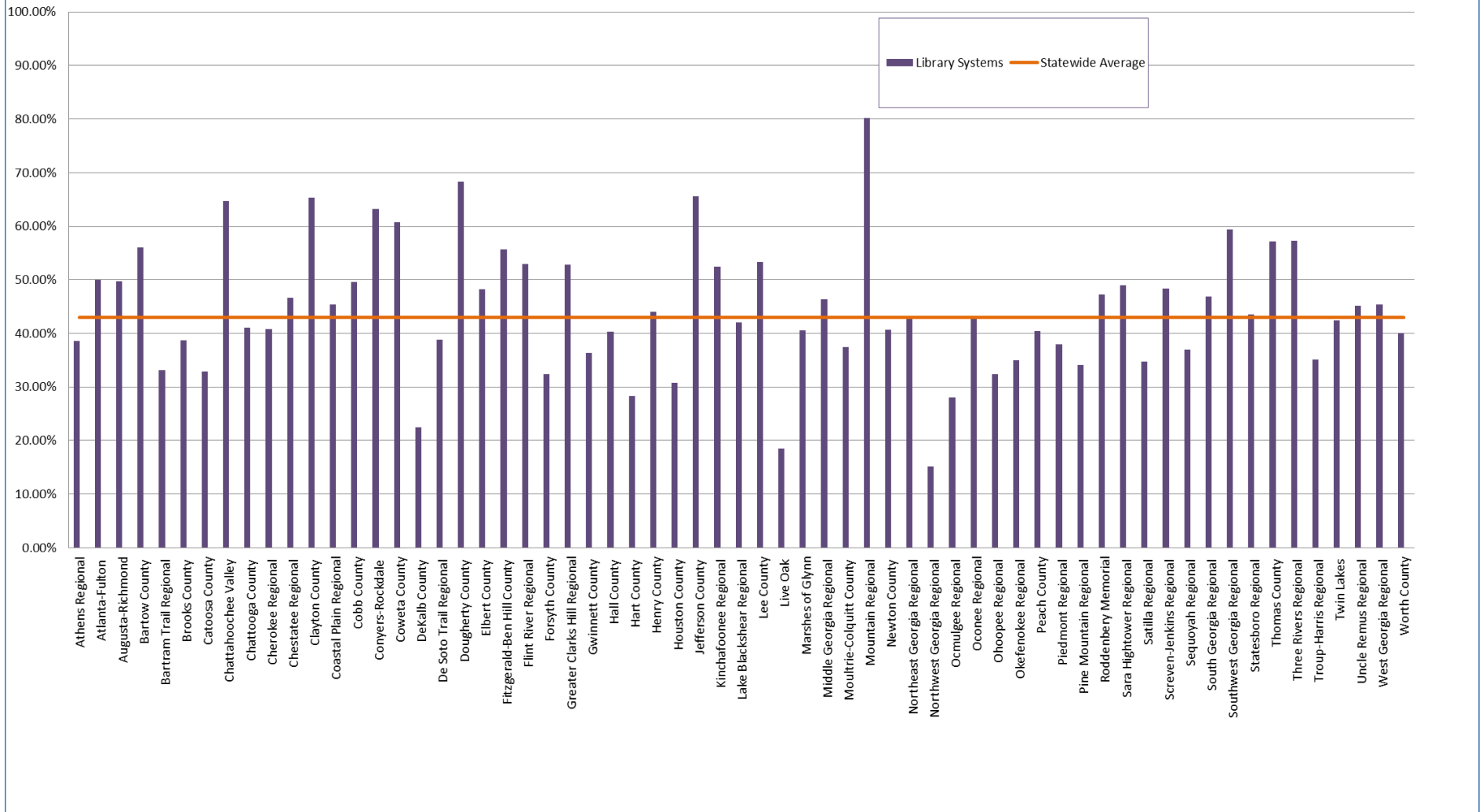
GPLS Library Construction Data Sheet 2016

Library System	Project Name	C=Central B=Branch	N=New A=Add.	City	County	State Share	Local Share	Total Project Cost
1 Athens Regional	Madison County Library	B	N	Danielsville	Madison	\$1,500,000	\$424,669	\$1,924,669
2 Athens Regional	Athens-Clarke County Library	C	A	Athens	Clarke	\$2,000,000	\$8,215,240	\$10,215,240
3 Athens Regional	Royston Public Library	B	A	Royston	Franklin	\$1,268,214	\$468,224	\$1,736,439
4 Bartow County	Euharlee Branch Library	B	N	Euharlee	Bartow	\$840,000	\$250,000	\$1,090,000
5 Chattahoochee Valley Regional	Mildred L. Terry Branch Library	B	N	Columbus	Muscogee	\$500,000	\$2,000,000	\$2,500,000
6 Cherokee Regional	LaFayette-Walker County Public	C	A	La Fayette	Walker	\$2,000,000	\$1,898,571	\$3,898,571
7 Cherokee Regional	Chickamauga	B	A	Chickamauga	Walker	\$590,000	\$257,525	\$847,525
8 Cherokee Regional	Dade County Public Library	B	A	Trenton	Dade	\$675,000	\$163,333	\$838,333
9 Clayton County	Forest Park Branch Library	B	A	Forest Park	Clayton	\$2,000,000	\$2,571,429	\$4,571,429
10 Coastal Plain Regional	Tifton-Tift County Public Library	B	A	Tifton	Tift	\$1,765,000	\$1,500,000	\$3,265,000
11 Cobb County Public	East Marietta Branch	B	N	Marietta	Cobb	\$2,000,000	\$6,640,000	\$8,640,000
12 Cobb County Public	Mountain View Regional Library	B	A	Marietta	Cobb	\$325,000	\$67,000	\$392,000
13 Conyers-Rockdale	Conyers Rockdale Central Library	C	A	Conyers	Rockdale	\$2,000,000	\$3,294,715	\$5,294,715
14 Coweta County Public	East Coweta County Library	C	N	Newnan	Coweta	\$2,000,000	\$4,000,000	\$6,000,000
15 Coweta County Public	Grantville Public Library	B	N	Grantville	Coweta	\$665,714	\$500,000	\$1,165,714
16 Coweta County Public	Senoia Public Library	B	N	Senoia	Coweta	\$1,228,571	\$500,000	\$1,728,571
17 DeKalb County Public	DeKalb County Central Library Annex	C	N	Unincorporated Area	DeKalb	\$2,000,000	\$4,002,857	\$6,002,857
18 East Central Georgia Regional	Central Library	C	N	Augusta	Richmond	\$2,000,000	\$15,600,000	\$17,600,000
19 Flint River Regional	Tyrone Public Library	B	N	Tyrone	Fayette	\$1,270,000	\$950,000	\$2,220,000
20 Flint River Regional	Miner Public Library	B	N	Miner	Lamar	\$780,000	\$216,667	\$996,667
21 Flint River Regional Library	Barnesville-Lamar County Library	B	A	Barnesville	Lamar	\$1,385,000	\$583,000	\$1,968,000
22 Forsyth County Public	Sharon Forks Public Library	B	A	Cumming	Forsyth	\$2,000,000	\$3,477,000	\$5,477,000
23 Forsyth County Public	Post Road Branch Library	B	N	Cumming	Forsyth	\$2,000,000	\$2,851,667	\$4,851,667
24 Forsyth County Public	West Forsyth Library	B	N	Cumming	Forsyth	\$2,000,000	\$4,795,750	\$6,795,750
25 Forsyth County Public	Forsyth County Central Expansion	C	A	Cumming	Forsyth	\$2,000,000	\$2,000,000	\$4,000,000
26 Greater Clarks-Hill	Harlem Public Library	B	N	Harlem	Columbia	\$2,000,000	\$1,750,000	\$3,750,000
27 Gwinnett County Public	Hamilton Mill Branch (Dacula)	B	N	Dacula	Gwinnett	\$2,000,000	\$9,122,000	\$11,122,000
28 Hall County Public	Flowery Branch	B	N	Flowery Branch	Hall	\$2,000,000	\$3,028,572	\$5,028,572
29 Henry County	Henry County Public Library	C	A	McDonough	Henry	\$1,035,000	\$850,000	\$1,885,000
30 Houston County Public	Perry Public	C	A	Perry	Houston	\$1,600,000	\$800,535	\$2,400,535
31 Houston County Public	Centerville Branch Library	B	A	Centerville	Houston	\$2,000,000	\$1,450,000	\$3,450,000
32 Lee County	Oakland Library	B	N	Leesburg	Lee	\$2,000,000	\$1,964,286	\$3,964,286
33 Live Oak Public	New South Chatham County Library	B	N	Savannah	Chatham	\$2,000,000	\$11,030,526	\$13,030,526
34 Middle Georgia Regional	Twiggs County Public	B	N	Jeffersonville	Twiggs	\$1,150,000	\$350,000	\$1,500,000
35 Middle Georgia Regional	South Bibb County Branch	B	N	Macon	Bibb	\$2,500,000	\$2,000,000	\$4,500,000
36 Mountain Regional	Mountain Regional Library	C	A	Young Harris	Towns	\$900,000	\$100,000	\$1,000,000
37 Mountain Regional	Union County Public	B	A	Blairsville	Union	\$1,665,000	\$865,357	\$2,530,357
38 Mountain Regional	Towns County Public Library	B	A	Hiawassee	Towns	\$900,000	\$100,000	\$1,000,000
39 Newton County	Porter Memorial Branch Library	B	N	Unincorporated Area	Newton	\$2,000,000	\$3,014,286	\$5,014,286
40 Northeast Georgia Regional	Rabun County Public Library	B	A	Clayton	Rabun	\$450,000	\$54,588	\$504,588
41 Okfeenokee Regional	Pierce County Public Library	B	N	Blackshear	Pierce	\$1,650,000	\$750,000	\$2,400,000
42 Piedmont Regional	Auburn Public Library	B	N	Auburn	Barrow	\$810,000	\$600,000	\$1,410,000
43 Piedmont Regional	Commerce Public Library	B	A	Commerce	Jackson	\$1,516,071	\$583,036	\$2,099,107
44 Piedmont Regional Library	Jefferson Library	B	N	Jefferson	Jackson	\$2,000,000	\$2,821,000	\$4,821,000
45 Sara Hightower Regional	Rockmart Library	B	A	Rockmart	Polk	\$1,850,000	\$774,750	\$2,624,750
46 Satilla Regional	Jeff Davis Public Library	B	N	Hazlehurst	Jeff Davis	\$1,145,000	\$2,000,000	\$3,145,000
47 Sequoyah Regional	Gilmer County Public Library	B	N	Ellijay	Gilmer	\$2,000,000	\$2,000,000	\$4,000,000
48 Sequoyah Regional	R. T. Jones Memorial Library	C	A	Canton	Cherokee	\$1,052,207	\$352,007	\$1,404,214
49 Thomas County Public	Thomas County Central Library	C	A	Thomasville	Thomas	\$2,000,000	\$2,882,714	\$4,882,714
50 Three Rivers Regional	Charlton County Public Library	B	A	Folkston	Charlton	\$565,000	\$107,000	\$672,000
51 Three Rivers Regional	St. Mary's Public Library	B	A	St. Mary's	Camden	\$863,367	\$256,683	\$1,120,050
52 Troup Harris Regional	Hogansville Public Library	B	N	Hogansville	Troup	\$2,000,000	\$1,215,000	\$3,215,000
53 Troup Harris Regional	Harris County Public Library	B	N	Hamilton	Harris	\$2,000,000	\$2,825,000	\$4,825,000
54 Uncle Remus Regional	Walnut Grove Library	B	N	Walnut Grove	Walton	\$1,250,500	\$450,500	\$1,701,000
55 Uncle Remus Regional	Morgan County Library	C	A	Madison	Morgan	\$2,000,000	\$825,147	\$2,825,147
56 Uncle Remus Regional	Greene County Library	B	A	Greensboro	Greene	\$1,810,050	\$1,005,050	\$2,815,100
57 Uncle Remus Regional	Jasper County Library	B	A	Monticello	Jasper	\$1,031,619	\$340,809	\$1,372,428
58 West Georgia Regional	Ephesus Public Library	B	N	Ephesus	Heard	\$652,095	\$151,048	\$803,143
59 West Georgia Regional	Fairplay Public Library	B	N	Unincorporated Area	Douglas	\$2,000,000	\$1,857,143	\$3,857,143
60 West Georgia Regional	North Paulding Public Library	B	N	Unincorporated Area	Paulding	\$1,545,239	\$597,618	\$2,142,857
61 West Georgia Regional	Villa Rica Library	B	N	Villa Rica	Carroll	\$500,000	\$1,215,000	\$1,715,000
62 West Georgia Regional	Villa Rica Library	B	N	Villa Rica	Carroll	\$1,500,000	\$1,215,000	\$2,715,000
63 West Georgia Regional	Tallapoosa Public Library	B	A	Tallapoosa	Haralson	\$400,000	\$42,857	\$442,857
64 West Georgia Regional	Warren P Sewell	B	A	Bremen	Haralson	\$1,355,000	\$400,000	\$1,755,000
FY 15						\$94,488,647	\$128,975,160	\$223,463,807
FY 16								

Library Cards and Circulation

- In FY2015, 4,368,280 individuals in Georgia held public library cards, a 5% increase over FY 2014. The latest Georgia QuickFacts from the U.S. Census reported a total of 3,540,690 Georgia households resulting in an average of 1.23 registered public library patrons per Georgia household.
- 43% of all Georgians are registered public library patrons.
- Library systems that participate in Georgia Public Library Service's PINES automation and lending network counted 2,457,438 active PINES library cards as of June 30, 2015.
- More than half of all registered public library patrons in Georgia live in a county that is part of a library system that participates in PINES.
- Georgia libraries circulated over 37 million library items or 3.64 items per capita in FY2015.
- Georgia ranked 48th among states in circulation per capita in FY2012.

Percentage of Library System Population with Library Cards - FY 2015

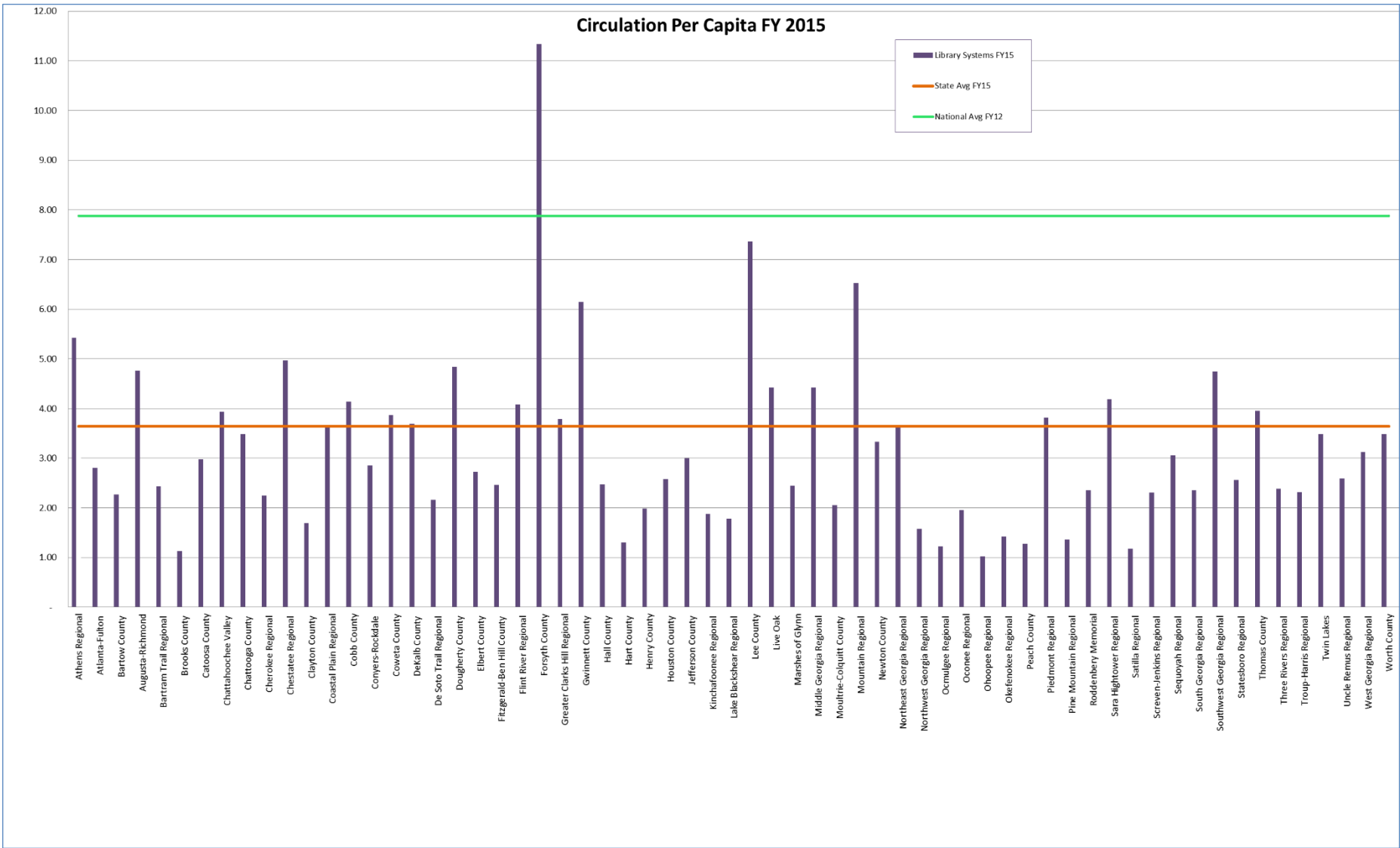


*Northwest Georgia Regional Library System began reregistering users and issuing new library cards when it migrated to PINES in 2010.

Sources: Annual Reports of Georgia's public library systems for Fiscal Year 2015

Population with Library Cards in Georgia Public Libraries - FY 2013-2015										
Library System	2013			2014			2015			Percentage Change in Card Holders from 2014 to 2015
	Card Holders	Population	%	Card Holders	Population	%	Card Holders	Population	%	
Athens Regional	110,977	230,121	48%	83,730	225,833	37%	86,561	224,115	39%	3%
Atlanta-Fulton	517,031	1,085,024	48%	458,307	995,984	46%	508,980	1,018,601	50%	11%
Augusta-Richmond							101,259	203,625	50%	
Bartow County	52,008	110,632	47%	54,532	108,201	50%	58,009	103,438	56%	6%
Bartram Trail Regional	18,612	36,056	52%	14,475	34,725	42%	11,033	33,371	33%	-24%
Brooks County	7,874	16,982	46%	5,743	16,570	35%	5,982	15,464	39%	4%
Catoosa County	19,743	70,780	28%	20,992	67,318	31%	21,884	66,522	33%	4%
Chattahoochee Valley	144,837	230,822	63%	155,615	225,186	69%	151,097	233,503	65%	-3%
Chattooga County	13,596	28,333	48%	9,742	26,579	37%	10,341	25,171	41%	6%
Cherokee Regional	44,441	85,896	52%	33,150	87,589	38%	34,777	85,272	41%	5%
Chestatee Regional	33,272	56,985	58%	24,280	57,167	42%	25,748	55,252	47%	6%
Clayton County	214,928	285,734	75%	160,841	272,197	59%	176,304	269,649	65%	10%
Coastal Plain Regional	49,701	100,109	50%	40,531	98,774	41%	43,007	94,637	45%	6%
Cobb County	344,389	755,207	46%	344,170	732,504	47%	364,534	735,825	50%	6%
Conyers-Rockdale	67,680	93,431	72%	53,049	91,500	58%	56,474	89,299	63%	6%
Coweta County	75,901	143,680	53%	84,771	140,969	60%	84,209	138,639	61%	-1%
DeKalb County	164,565	794,820	21%	164,520	721,520	23%	163,243	726,171	22%	-1%
De Soto Trail Regional	18,317	40,772	45%	18,572	38,051	49%	14,275	36,809	39%	-23%
Dougherty County	72,031	96,401	75%	55,939	97,331	57%	63,593	93,142	68%	14%
East Central Georgia Regional	230,769	374,200	62%	106,609	234,310	45%				
Elbert County	10,867	20,799	52%	8,902	20,247	44%	9,428	19,537	48%	6%
Fitzgerald-Ben Hill County	13,235	18,581	71%	9,333	18,092	52%	9,848	17,691	56%	6%
Flint River Regional	189,936	290,657	65%	130,032	269,759	48%	138,969	262,435	53%	7%
Forsyth County	69,893	205,178	34%	70,363	204,585	34%	67,769	209,023	32%	-4%
Greater Clarks Hill Regional				70,822	147,943	48%	94,355	178,529	53%	33%
Gwinnett County	289,538	874,489	33%	308,474	891,721	35%	325,078	894,928	36%	5%
Hall County	103,853	217,616	48%	72,567	196,993	37%	78,249	194,153	40%	8%
Hart County	9,850	26,431	37%	6,922	25,723	27%	7,252	25,628	28%	5%
Henry County	116,894	230,273	51%	91,272	230,973	40%	96,731	219,654	44%	6%
Houston County	86,082	144,980	59%	62,153	151,582	41%	46,870	152,213	31%	-25%
Jefferson County	9,814	16,430	60%	10,271	17,256	60%	10,680	16,286	66%	4%
Kincaid Regional	20,643	32,010	64%	15,480	32,515	48%	16,017	30,517	52%	3%
Lake Blackshear Regional	28,113	74,208	38%	29,403	78,425	37%	31,064	73,963	42%	6%
Lee County	13,561	39,765	34%	15,100	30,127	50%	16,062	30,113	53%	6%
Live Oak	65,858	398,879	17%	63,711	406,815	16%	75,654	408,098	19%	19%
Marshes of Glynn				31,741	83,648	38%	33,831	83,355	41%	7%
Middle Georgia Regional	130,291	239,410	54%	99,333	236,235	42%	106,184	228,846	46%	7%
Moultrie-Colquitt County	22,447	49,320	46%	16,699	47,638	35%	17,687	47,235	37%	6%
Mountain Regional	32,303	62,848	51%	35,716	57,920	62%	45,533	56,748	80%	27%
Newton County	67,984	120,070	57%	55,818	110,140	51%	43,254	106,470	41%	-23%
Northeast Georgia Regional	62,432	120,015	52%	46,247	117,598	39%	48,994	114,553	43%	6%
Northwest Georgia Regional	28,698	206,052	14%	35,382	207,400	17%	30,359	200,915	15%	-14%
Ocmulgee Regional	21,654	75,052	29%	20,795	83,071	25%	22,199	79,019	28%	7%
Oconee Regional	34,109	93,654	36%	36,300	92,264	39%	37,925	88,844	43%	4%
Ochoppee Regional	33,422	79,034	42%	23,760	80,456	30%	25,237	77,844	32%	6%
Okefenokee Regional	36,886	92,560	40%	29,844	94,635	32%	32,329	92,273	35%	8%
Peach County	14,509	28,999	50%	10,599	29,740	36%	11,014	27,214	40%	4%
Piedmont Regional	64,950	175,640	37%	55,416	162,220	34%	59,927	157,947	38%	8%
Pine Mountain Regional	29,297	68,411	43%	20,024	65,369	31%	21,307	62,548	34%	6%
Roddenberry Memorial	12,020	27,273	44%	12,837	25,865	50%	12,146	25,694	47%	-5%
Sara Hightower Regional	60,716	145,862	42%	64,591	141,598	46%	67,752	138,420	49%	5%
Satilla Regional	24,008	53,772	45%	17,097	53,298	32%	18,136	52,247	35%	6%
Screven-Jenkins Regional	14,977	24,777	60%	10,916	23,186	47%	11,385	23,559	48%	4%
Sequoyah Regional	112,432	316,534	36%	114,669	295,779	39%	109,351	295,353	37%	-5%
South Georgia Regional	60,896	128,061	48%	57,899	134,337	43%	61,393	130,825	47%	6%
Southwest Georgia Regional	31,866	46,169	69%	24,028	43,433	55%	25,210	42,444	59%	5%
Statesboro Regional	83,646	160,419	52%	62,837	155,811	40%	66,791	153,599	43%	6%
Thomas County	24,846	49,221	50%	24,279	45,590	53%	25,995	45,517	57%	7%
Three Rivers Regional	121,879	225,507	54%	79,415	151,031	53%	83,812	146,426	57%	6%
Troup-Harris Regional	33,409	104,663	32%	34,029	104,875	32%	36,550	104,020	35%	7%
Twin Lakes	25,328	49,844	51%	18,670	47,336	39%	19,679	46,457	42%	5%
Uncle Remus Regional	86,590	185,488	47%	71,257	171,890	41%	75,697	167,575	45%	6%
West Georgia Regional	246,480	483,111	51%	192,060	465,338	41%	204,747	451,656	45%	7%
Worth County	10,065	22,930	44%	8,104	22,142	37%	8,520	21,236	40%	5%
Statewide	4,756,949	10,660,977	45%	4,164,735	10,344,907	40%	4,368,280	10,250,112	43%	5%

Sources: Annual Reports of Georgia's public library systems for Fiscal Years 2013 - 2015



Sources: Annual Reports of Georgia's public library systems for Fiscal Year 2015 and the Institute of Museum and Library Services (IMLS) Public Library Survey for Fiscal Year 2012

Circulation per Capita in Georgia Libraries - FY 2013-2015

Library System	2013			2014			2015			
	Circulation	System Population	Per Capita	Circulation	System Population	Per Capita	Circulation	System Population	Per Capita	
Athens Regional	1,437,580	230,121	6.25	1,844,163	225,833	8.17	1,215,173	224,115	5.42	
Atlanta-Fulton	3,754,534	1,085,024	3.46	3,227,841	995,984	3.24	2,855,142	1,018,601	2.80	
Augusta-Richmond							463,064		203,625	2.27
Bartow County	523,580	110,632	4.73	494,962	108,201	4.57	493,154	103,438	4.77	
Bartram Trail Regional	80,601	36,056	2.24	80,003	34,725	2.30	81,094	33,371	2.43	
Brooks County	25,433	16,982	1.50	26,978	16,570	1.63	17,421	15,464	1.13	
Catoosa County	220,505	70,780	3.12	219,627	67,318	3.26	198,102	66,522	2.98	
Chattahoochee Valley	1,021,832	230,822	4.43	923,117	225,186	4.10	919,239	233,503	3.94	
Chattooga County	81,930	28,333	2.89	93,458	26,579	3.52	87,769	25,171	3.49	
Cherokee Regional	199,140	85,896	2.32	190,108	87,589	2.17	191,619	85,272	2.25	
Chestatee Regional	312,251	56,985	5.48	295,244	57,167	5.16	274,734	55,252	4.97	
Clayton County	512,741	285,734	1.79	492,920	272,197	1.81	456,081	269,649	1.69	
Coastal Plain Regional	411,176	100,109	4.11	351,587	98,774	3.56	341,872	94,637	3.61	
Cobb County	3,231,914	755,207	4.28	3,133,644	732,504	4.28	3,045,796	735,825	4.14	
Conyers-Rockdale	313,236	93,431	3.35	279,639	91,500	3.06	254,527	89,299	2.85	
Coweta County	475,095	143,680	3.31	497,746	140,969	3.53	535,535	138,639	3.86	
DeKalb County	3,244,790	794,820	4.08	2,916,460	721,520	4.04	2,680,976	726,171	3.69	
De Soto Trail Regional	102,541	40,772	2.51	82,813	38,051	2.18	79,578	36,809	2.16	
Dougherty County	415,625	96,401	4.31	409,644	97,331	4.21	450,740	93,142	4.84	
East Central Georgia Regional	1,276,742	374,200	3.41	594,281	234,310	2.54				
Elbert County	41,849	20,799	2.01	42,552	20,247	2.10	53,216	19,537	2.72	
Fitzgerald-Ben Hill County	44,831	18,581	2.41	42,951	18,092	2.37	43,569	17,691	2.46	
Flint River Regional	1,165,582	290,657	4.01	1,123,007	269,759	4.16	1,071,130	262,435	4.08	
Forsyth County	1,893,906	205,178	9.23	2,194,840	204,585	10.73	2,369,260	209,023	11.33	
Greater Clarks Hill Regional				619,260	147,943	4.19	677,288	178,529	3.79	
Gwinnett County	6,729,770	874,489	7.70	6,039,784	891,721	6.77	5,500,332	894,928	6.15	
Hall County	712,077	217,616	3.27	621,540	196,993	3.16	481,202	194,153	2.48	
Hart County	27,921	26,431	1.06	53,048	25,723	2.06	33,464	25,628	1.31	
Henry County	466,902	230,273	2.03	462,553	230,973	2.00	436,265	219,654	1.99	
Houston County	381,557	144,980	2.63	304,116	151,582	2.01	392,526	152,213	2.58	
Jefferson County	40,251	16,430	2.45	44,426	17,256	2.57	48,827	16,286	3.00	
Kinchafoonee Regional	76,594	32,010	2.39	65,504	32,515	2.01	57,460	30,517	1.88	
Lake Blackshear Regional	131,497	74,208	1.77	120,206	78,425	1.53	131,862	73,963	1.78	
Lee County	196,239	39,765	4.93	217,684	30,127	7.23	221,808	30,113	7.37	
Live Oak	1,727,196	398,879	4.33	1,772,063	406,815	4.36	1,803,039	408,098	4.42	
Marshes of Glynn				203,714	83,648	2.44	203,569	83,355	2.44	
Middle Georgia Regional	1,806,643	239,410	7.55	1,245,229	236,235	5.27	1,010,936	228,846	4.42	
Moultrie-Colquitt County	99,910	49,320	2.03	94,465	47,638	1.98	96,867	47,235	2.05	
Mountain Regional	365,913	62,848	5.82	349,040	57,920	6.03	370,418	56,748	6.53	
Newton County	403,553	120,070	3.36	373,256	110,140	3.39	354,999	106,470	3.33	
Northeast Georgia Regional	576,795	120,015	4.81	416,939	117,598	3.55	414,753	114,553	3.62	
Northwest Georgia Regional	349,238	206,052	1.69	316,300	207,400	1.53	317,573	200,915	1.58	
Ocmulgee Regional	112,581	75,052	1.50	102,642	83,071	1.24	97,297	79,019	1.23	
Oconee Regional	186,952	93,654	2.00	182,476	92,264	1.98	173,948	88,844	1.96	
Ohoopsee Regional	125,126	79,034	1.58	79,402	80,456	0.99	79,768	77,844	1.02	
Okfeenokee Regional	162,888	92,560	1.76	145,794	94,635	1.54	131,236	92,273	1.42	
Peach County	40,651	28,999	1.40	32,338	29,740	1.09	34,826	27,214	1.28	
Piedmont Regional	572,894	175,640	3.26	556,270	162,220	3.43	602,434	157,947	3.81	
Pine Mountain Regional	104,088	68,411	1.52	108,871	65,369	1.67	85,407	62,548	1.37	
Roddenberry Memorial	81,278	27,273	2.98	80,401	25,865	3.11	60,603	25,694	2.36	
Sara Hightower Regional	579,095	145,862	3.97	577,477	141,598	4.08	579,367	138,420	4.19	
Satilla Regional	63,026	53,772	1.17	61,957	53,298	1.16	61,780	52,247	1.18	
Screven-Jenkins Regional	72,665	24,777	2.93	62,269	23,186	2.69	54,449	23,559	2.31	
Sequoyah Regional	984,071	316,534	3.11	928,824	295,779	3.14	902,173	295,353	3.05	
South Georgia Regional	300,683	128,061	2.35	281,196	134,337	2.09	308,008	130,825	2.35	
Southwest Georgia Regional	194,293	46,169	4.21	198,212	43,433	4.56	201,193	42,444	4.74	
Statesboro Regional	402,354	160,419	2.51	398,093	155,811	2.55	392,726	153,599	2.56	
Thomas County	208,327	49,221	4.23	180,682	45,590	3.96	180,208	45,517	3.96	
Three Rivers Regional	673,393	225,507	2.99	375,369	151,031	2.49	348,736	146,426	2.38	
Troup-Harris Regional	228,427	104,663	2.18	256,375	104,875	2.44	240,623	104,020	2.31	
Twin Lakes	171,870	49,844	3.45	158,678	47,336	3.35	162,073	46,457	3.49	
Uncle Remus Regional	433,094	185,488	2.33	452,184	171,890	2.63	433,847	167,575	2.59	
West Georgia Regional	834,120	483,111	1.73	832,935	465,338	1.79	1,413,916	451,656	3.13	
Worth County	71,100	22,930	3.10	72,669	22,142	3.28	73,950	21,236	3.48	
Statewide	41,482,446	10,660,977	3.89	39,001,826	10,344,907	3.77	37,350,547	10,250,112	3.64	

Resource Sharing – Interlibrary Loans and Courier Service

- Public libraries provide lending services to their card holders. These are defined as circulations. Each item of library material going out of the library is considered a circulation. Another type of circulation, which requires at least three times the manual processes of a circulation, is Interlibrary Loan. This is a service whereby a user of one library can borrow books that are owned by another library. The user makes a request with their local library, which, acting as an intermediary, identifies owners of the desired item, places the request, receives the item, makes it available to the user, and arranges for its return.
- Georgia On-Line Database (GOLD) – GPLS coordinates the inter-library loaning of books and other materials between libraries of all types including academic, public, technical schools and special libraries. Over 200 institutions loaned and borrowed over 40,000 items between each other in FY2015.
- Both Interlibrary Loan and PINES system to system loans require the librarian to receive the request, pull the book from the shelves, check it out of the on-line library catalog, and prepare a mailing package or a PINES courier package to send the item to the requesting library. This work is overlooked when using only circulation as a statistic for workload of the library staff, but it accounted for 679,255 items sent to other library systems for patron use. Of these loans, 632,540 were processed through the Georgia Library PINES network.
- The contracted state-supported library **courier-service** transported **1,450,764** library materials in FY 2015, visiting every headquarters library, five (5) days per week. This includes loans and items returned at libraries other than the owning/circulating library.

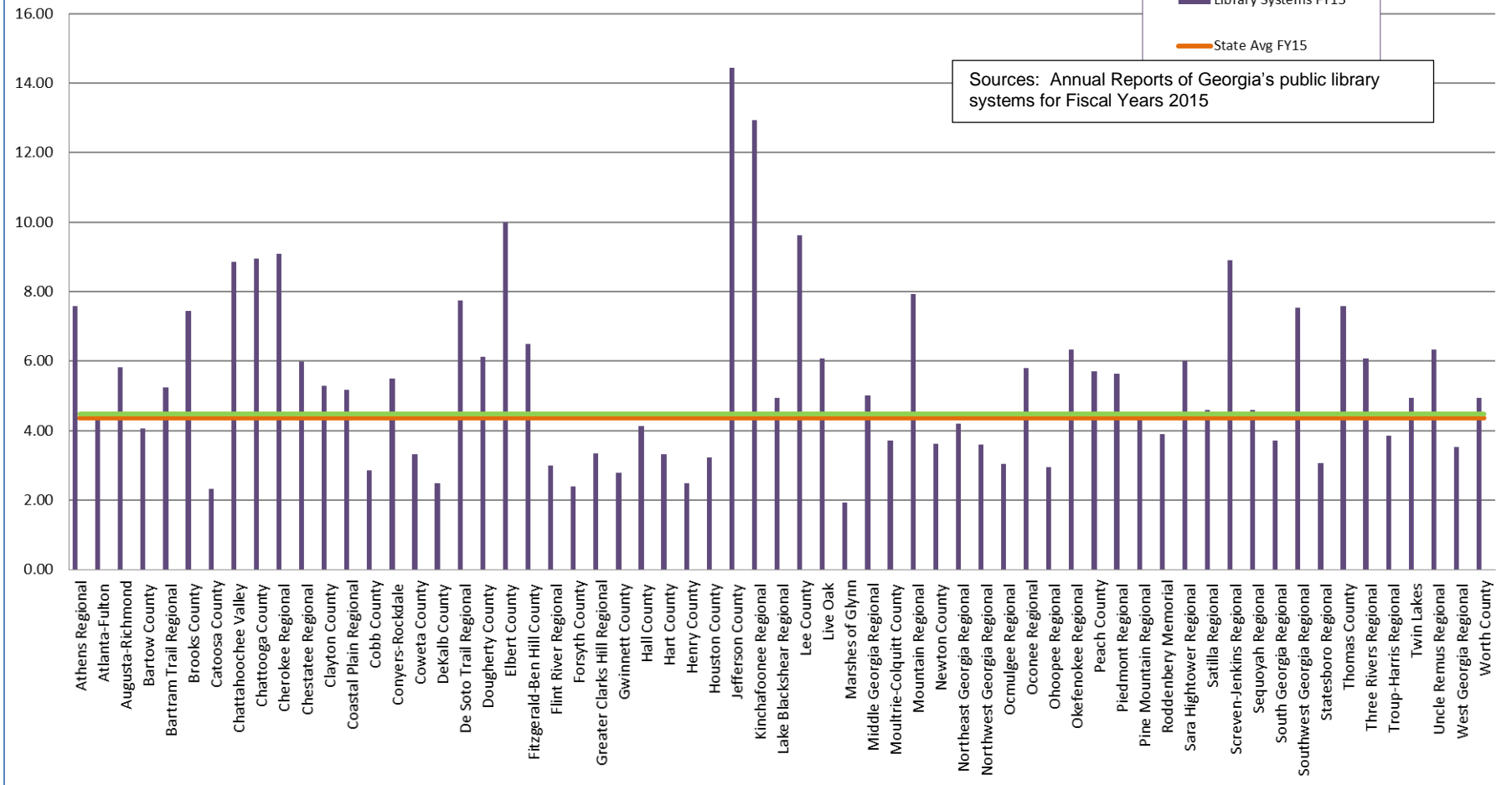
Public Library Materials Loaned to Local Card Holders and to Interlibrary Lending FY2015				
Library System	To Local Card Holders	To Interlibrary Lending	Total Lending 2015	Total Lending 2014
Athens Regional	1,215,173	23,308	1,238,481	1,867,082
Atlanta-Fulton	2,855,142	1,392	2,856,534	3,229,355
Augusta-Richmond	463,064	23,291	486,355	
Bartow County	493,154	374	493,528	495,389
Bartram Trail Regional	81,094	692	81,786	82,818
Brooks County	17,421	4,214	21,635	31,319
Catoosa County	198,102	7,008	205,110	227,266
Chattahoochee Valley	919,239	563	919,802	923,735
Chattooga County	87,769	4,641	92,410	97,997
Cherokee Regional	191,619	10,847	202,466	202,250
Chestatee Regional	274,734	11,541	286,275	306,689
Clayton County	456,081	27,751	483,832	525,325
Coastal Plain Regional	341,872	15,558	357,430	367,578
Cobb County	3,045,796	213	3,046,009	3,133,953
Conyers-Rockdale	254,527	7,605	262,132	287,866
Coweta County	535,535	245	535,780	497,746
DeKalb County	2,680,976	1,271	2,682,247	2,917,480
De Soto Trail Regional	79,578	6,582	86,160	89,947
Dougherty County	450,740	24,578	475,318	431,582
Elbert County	53,216	2,258	55,474	44,796
Fitzgerald-Ben Hill County	43,569	3,681	47,250	46,594
Flint River Regional	1,071,130	29,535	1,100,665	1,152,002
Forsyth County	2,369,260	1,016	2,370,276	2,195,810
Greater Clarks Hill Regional	677,288	17,826	695,114	644,226
Gwinnett County	5,500,332	480	5,500,812	6,040,400
Hall County	481,202	31,694	512,896	657,722
Hart County	33,464	1,077	34,541	54,318
Henry County	436,265	14,203	450,468	476,577
Houston County	392,526	11,251	403,777	322,746
Jefferson County	48,827	3,706	52,533	48,512
Kinchafoonee Regional	57,460	4,431	61,891	70,884
Lake Blackshear Regional	131,862	9,179	141,041	129,690
Lee County	221,808	11,206	233,014	227,561
Live Oak	1,803,039	852	1,803,891	1,772,930
Marshes of Glynn	203,569	6,845	210,414	211,065
Middle Georgia Regional	1,010,936	35,683	1,046,619	1,283,542
Moultrie-Colquitt County	96,867	4,123	100,990	98,586
Mountain Regional	370,418	11,862	382,280	361,076
Newton County	354,999	5,141	360,140	379,218
Northeast Georgia Regional	414,753	16,432	431,185	433,316
Northwest Georgia Regional	317,573	14,293	331,866	329,167
Ocmulgee Regional	97,297	4,168	101,465	107,039
Oconee Regional	173,948	11,632	185,580	194,490
Ochoppee Regional	79,768	6,809	86,577	86,602
Okefenokee Regional	131,236	5,250	136,486	151,293
Peach County	34,826	4,092	38,918	35,911
Piedmont Regional	602,434	22,603	625,037	576,835
Pine Mountain Regional	85,407	6,226	91,633	116,795
Roddenbery Memorial	60,603	3,439	64,042	84,634
Sara Hightower Regional	579,367	30,679	610,046	608,289
Satilla Regional	61,780	4,306	66,086	66,649
Screven-Jenkins Regional	54,449	4,042	58,491	66,505
Sequoyah Regional	902,173	650	902,823	929,410
South Georgia Regional	308,008	19,135	327,143	302,255
Southwest Georgia Regional	201,193	10,798	211,991	206,196
Statesboro Regional	392,726	20,305	413,031	419,660
Thomas County	180,208	10,608	190,816	191,544
Three Rivers Regional	348,736	22,822	371,558	398,931
Troup-Harris Regional	240,623	8,247	248,870	266,317
Twin Lakes	162,073	5,727	167,800	164,862
Uncle Remus Regional	433,847	25,293	459,140	476,467
West Georgia Regional	1,413,916	41,092	1,455,008	871,607
Worth County	73,950	2,884	76,834	75,842
Statewide	37,350,547	679,255	38,029,802	39,717,124

Sources: Annual Reports of Georgia's public library systems for Fiscal Years 2014 – 2015

Public Access Computers in Georgia's Public Libraries

- Public Library Internet computers were used over 11.6 million times in FY2015.
- There were 8,935 public computer workstations with high-speed internet access in Georgia public libraries at the close of FY2015.
- Coordinated by GPLS in Georgia, the federal E-rate program -- the national Universal Service Discount Program for Schools and Libraries -- provides over 75% of the funds for Georgia's statewide public library data network.
- All public-access Internet computers have access to GALILEO databases.
- GALILEO databases searches numbered almost 1.3 million through public library access in FY2015.
- 377 library facilities (93.5%) provide wireless services for library users.
- The following Charts and Spreadsheets on “Public Access Computers” use do not include use made by patrons’ wireless devices.

Public Access Computers per 5,000 Population

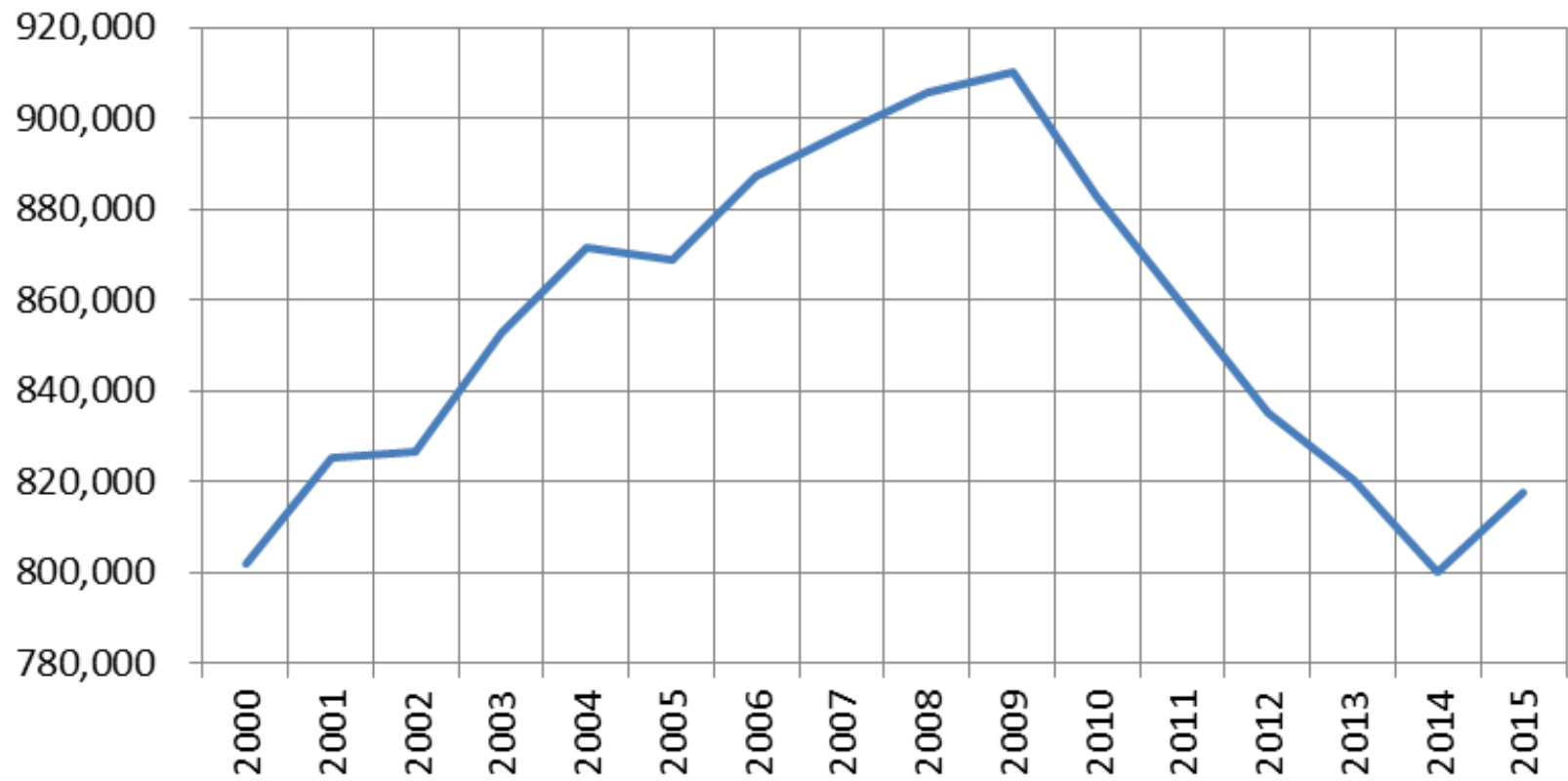


Sources: Annual Reports of Georgia's public library systems for Fiscal Year 2015 and the Institute of Museum and Library Services (IMLS) Public Library Survey for Fiscal Year 2012

Public Library Service Hours

- In FY2015, public library service hours in Georgia increased 2% over FY2014. This is the first increase in hours since FY2009 due to reduced local and state funding in the last five years. Despite the increase, FY2015 hours are still 10% lower than in FY2009.
- 22 of the 63 public library systems now show increased hours over FY2009. Of those, three systems (Forsyth County, Newton County, and Uncle Remus) were able to increase their public service hours by more than 20%.
- 41 of the systems have been forced to reduce public service hours since FY2009, with 16 of them reducing hours more than 20%.

Public Service Hours - FY 2000 - 2015



Sources: Annual Reports of Georgia's public library systems for Fiscal Years 2000 – 2015

Public Service Hours by System									
Library System	2015	2014	2013	2012	2011	2010	2009	% Change	Hours Reduced
Athens Regional	22,220	24,508	23,220	23,220	23,399	23,919	23,832	-6.76%	(1,612)
Atlanta-Fulton	57,577	62,372	78,682	76,902	80,114	75,482	82,460	-30.18%	(24,883)
Augusta-Richmond	14,358								
Bartow County	6,874	6,707	6,831	6,824	6,773	6,821	6,956	-1.18%	(82)
Bartram Trail Regional	7,340	7,340	7,218	6,854	6,854	6,767	6,767	8.47%	573
Brooks County	2,581	2,581	2,527	2,560	2,753	2,755	2,723	-5.21%	(142)
Catoosa County	2,266	5,034	3,000	3,000	2,916	2,893	2,944	-23.03%	(678)
Chattahoochee Valley	17,047	16,839	16,328	16,890	20,464	21,988	24,598	-30.70%	(7,551)
Chattooga County	3,883	3,836	3,908	3,905	3,848	3,848	3,957	-1.87%	(74)
Cherokee Regional	10,181	9,724	6,004	12,533	7,636	9,050	9,050	12.50%	1,131
Chestatee Regional	4,166	4,166	3,516	3,947	3,980	4,058	4,098	1.66%	68
Clayton County	18,193	18,233	21,543	18,294	18,210	18,360	17,718	2.68%	475
Coastal Plain Regional	13,922	13,785	13,631	14,097	14,236	13,976	14,458	-3.71%	(536)
Cobb County	42,099	35,744	37,447	37,080	46,108	55,088	47,521	-11.41%	(5,422)
Conyers-Rockdale	2,687	2,522	2,697	2,467	2,683	2,563	2,690	-0.11%	(3)
Coweta County	9,960	9,960	9,604	8,792	8,332	9,028	9,736	2.30%	224
DeKalb County	47,183	47,185	48,180	48,121	46,432	47,090	44,447	6.16%	2,736
De Soto Trail Regional	9,349	8,047	9,090	9,103	8,980	8,432	8,964	4.29%	385
Dougherty County	7,495	5,884	5,560	10,868	10,988	13,636	14,144	-47.01%	(6,649)
East Central Georgia Regional		20,962	32,065	33,689	32,380	33,900	35,754		
Elbert County	3,716	3,528	3,683	3,483	4,356	4,420	4,452	-16.53%	(736)
Fitzgerald-Ben Hill County	2,612	2,636	2,822	3,105	3,097	3,084	3,091	-15.50%	(479)
Flint River Regional	20,509	15,850	21,296	22,215	21,313	21,489	21,307	-3.75%	(798)
Forsyth County	11,722	10,417	7,884	8,018	6,489	5,488	6,112	91.79%	5,610
Greater Clarks Hill Regional	15,441	11,443							
Gwinnett County	37,164	39,130	43,305	43,635	48,375	44,462	58,979	-36.99%	(21,815)
Hall County	10,364	10,327	9,745	8,616	13,833	13,962	14,505	-28.55%	(4,141)
Hart County	2,098	2,106	2,106	2,108	2,048	2,092	2,080	0.87%	18
Henry County	8,016	4,864	8,056	8,040	8,692	14,040	14,315	-44.00%	(6,299)
Houston County	7,384	6,888	6,716	7,028	6,994	7,029	9,123	-19.06%	(1,739)
Jefferson County	5,760	6,971	7,164	7,327	7,245	7,304	7,105	-18.93%	(1,345)
Kinchafoonee Regional	9,472	10,702	10,221	11,163	11,078	11,278	12,403	-23.63%	(2,931)
Lake Blackshear Regional	12,730	10,362	10,564	10,575	10,631	10,639	10,688	19.11%	2,042
Lee County	8,415	8,376	7,395	5,724	5,711	5,634	7,421	13.39%	994
Live Oak	36,999	34,727	33,223	34,727	34,727	36,226	34,681	6.68%	2,318
Marshes of Glynn	4,424	4,444							
Middle Georgia Regional	32,148	33,266	33,664	31,533	32,556	30,109	31,745	1.27%	403
Moultrie-Colquitt County	3,465	3,426	3,448	3,459	3,463	3,524	3,461	0.12%	4
Mountain Regional	7,957	8,110	8,849	8,892	8,612	8,260	8,859	-10.18%	(902)
Newton County	4,218	4,144	4,244	3,988	3,237	3,035	3,239	30.23%	979
Northeast Georgia Regional	13,122	12,987	13,065	13,221	13,261	13,843	14,059	-6.66%	(937)
Northwest Georgia Regional	6,547	6,410	6,747	7,182	7,534	9,319	8,957	-26.91%	(2,410)
Ocmulgee Regional	10,401	11,098	11,140	11,439	11,246	11,292	11,292	-7.89%	(891)
Oconee Regional	7,907	5,000	8,053	9,189	9,037	9,629	10,188	-22.39%	(2,281)
Ochopee Regional	11,421	8,961	8,187	8,425	11,162	13,004	11,523	-0.89%	(102)
Okefenokee Regional	9,323	8,808	8,087	12,661	16,491	16,325	10,311	-9.58%	(988)
Peach County	3,955	3,446	3,711	3,822	3,851	3,904	3,900	1.41%	55
Piedmont Regional	23,117	20,817	22,569	24,351	22,613	22,590	25,355	-8.83%	(2,238)
Pine Mountain Regional	10,087	10,949	11,267	12,007	11,911	12,951	12,857	-21.54%	(2,770)
Roddenbery Memorial	2,104	2,104	2,044	2,062	2,063	2,716	2,715	-22.50%	(611)
Sara Hightower Regional	9,258	9,171	9,151	9,678	9,766	9,886	10,323	-10.32%	(1,065)
Satilla Regional	7,667	7,452	7,548	7,605	8,741	9,695	12,961	-40.85%	(5,294)
Screven-Jenkins Regional	4,212	4,228	4,913	4,847	5,348	5,131	5,198	-18.97%	(986)
Sequoyah Regional	19,202	19,065	19,517	19,300	21,793	24,744	24,681	-22.20%	(5,479)
South Georgia Regional	11,900	11,965	11,407	13,503	13,551	7,080	10,188	16.80%	1,712
Southwest Georgia Regional	7,168	7,036	6,818	6,678	6,620	6,709	6,421	11.63%	747
Statesboro Regional	13,594	13,748	13,246	13,518	13,391	13,370	14,157	-3.98%	(563)
Thomas County	6,919	7,182	7,472	6,133	6,362	7,506	7,500	-7.75%	(581)
Three Rivers Regional	15,838	15,526	19,293	19,504	17,436	19,730	21,003	-24.59%	(5,165)
Troup-Harris Regional	7,230	7,308	7,318	6,524	6,980	7,612	7,633	-5.28%	(403)
Twin Lakes	3,149	3,149	3,149	3,532	4,291	5,196	4,838	-34.91%	(1,689)
Uncle Remus Regional	25,762	22,976	20,910	17,628	18,075	19,672	20,274	27.07%	5,488
West Georgia Regional	39,183	38,890	36,991	37,309	35,840	37,060	34,898	12.28%	4,285
Worth County	2,509	2,489	2,222	2,244	2,136	2,122	2,436	3.00%	73
Statewide	817,585	799,925	820,261	835,144	859,042	882,815	910,051	-10.16%	(92,466)

Sources: Annual Reports of Georgia's public library systems for Fiscal Years 2009 – 2015

Collections Owned by Georgia's Public Libraries

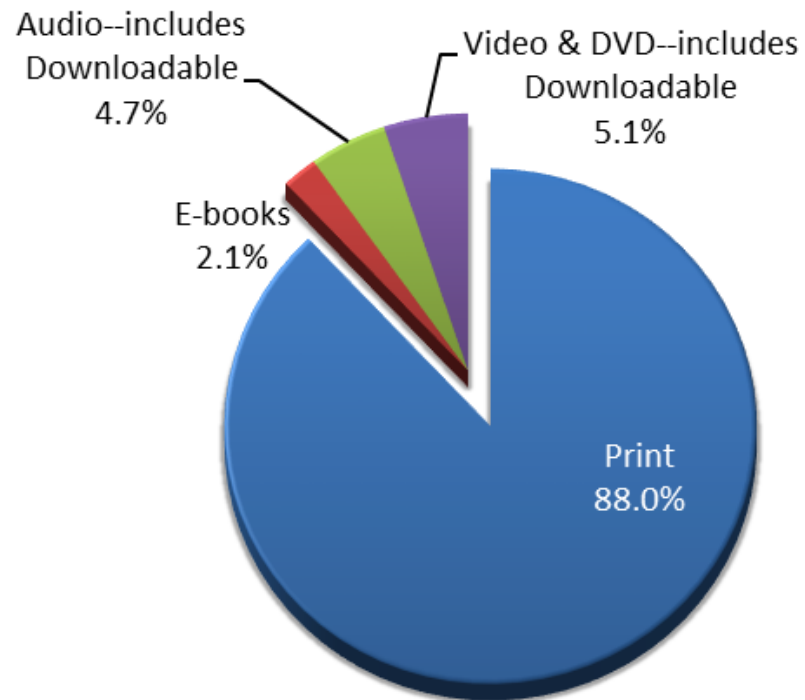
- At the end of FY2015, there were 18,775,188 (1.83 per capita) print, electronic, audio, and video items in the collections of Georgia's public libraries.
- Twenty-six of Georgia's public library systems fell below the state average of 1.83 physical items per capita.
- As the population of Georgia has grown, the state's ranking in print materials per capita has remained near the bottom; Georgia ranked 49th in the nation in this category in FY2012.

Per Capita Expenditures for Books and Other Library Materials

- Georgia public libraries spent an average of \$1.69 per capita for materials in FY2015.
- The per capita expenditure for materials in Georgia public libraries has historically been below the national average which in FY2012 was \$4.03 per capita; the only Georgia public library to exceed this national average is Lee County Public Library with an average of \$4.10 per capita spent on materials.
- The majority of Georgia public library systems (over 60%) fell below the state average of \$1.69 per capita from FY2015.

Sources: Annual Reports of Georgia's public library systems for Fiscal Years 2015 and the Institute of Museum and Library Services (IMLS) Public Library Survey for Fiscal Year 2012

Library Materials by Category FY 2015



Sources: Annual Reports of Georgia's public library systems for Fiscal Year 2015

Library Materials Per Capita in Georgia Public Libraries - FY 2015							
Library System	Materials 2015				Total	Population	Per Capita
	Print	E-books	Audio (includes downloadable)	Video & DVD (includes downloadable)			
Athens Regional	371,780	8,906	15,994	24,963	421,643	224,115	1.88
Atlanta-Fulton	2,372,648	40,079	74,839	33,379	2,520,945	1,018,601	2.47
Augusta-Richmond	313,846	8,484	9,858	26,441	358,629	203,625	1.76
Bartow County	131,566	12,366	10,234	12,314	166,480	103,438	1.61
Bartram Trail Regional	112,664	8484	14,150	2,909	138,207	33,371	4.14
Brooks County	73,157	0	1,702	5,382	80,241	15,464	5.19
Catoosa County	114,571	8484	10,510	8,368	141,933	66,522	2.13
Chattahoochee Valley	342,030	3,710	26,184	35,364	407,288	233,503	1.74
Chattooga County	44,097	8454	7,195	3,073	62,819	25,171	2.50
Cherokee Regional	135,833	8,493	8,624	9,248	162,198	85,272	1.90
Chestatee Regional	99,730	8,619	12,635	9,201	130,185	55,252	2.36
Clayton County	482,847	1,872	8,535	9,056	502,310	269,649	1.86
Coastal Plain Regional	265,043	8,462	11,444	24,601	309,550	94,637	3.27
Cobb County	914,272	14,978	50,182	68,216	1,047,648	735,825	1.42
Conyers-Rockdale	121,338	1,904	4,683	6,974	134,899	89,299	1.51
Coweta County	175,403	1141	5,985	9,845	192,374	138,639	1.39
DeKalb County	805,709	4,801	45,108	33,300	888,918	726,171	1.22
De Soto Trail Regional	113,418	6,653	2,951	8,105	131,127	36,809	3.56
Dougherty County	286,051	8,808	10,984	31,806	337,649	93,142	3.63
Elbert County	50,295	7,354	8,410	2,631	68,690	19,537	3.52
Fitzgerald-Ben Hill County	56,629	0	542	2,396	59,567	17,691	3.37
Flint River Regional	480,645	6,321	28,966	16,001	531,933	262,435	2.03
Forsyth County	313,022	7,550	18,812	21,450	360,834	209,023	1.73
Greater Clarks Hill Regional	271,355	5,299	10,171	36,927	323,752	178,529	1.81
Gwinnett County	686,752	20,272	75,257	57,447	839,728	894,928	0.94
Hall County	254,585	528	11,531	16,115	282,759	194,153	1.46
Hart County	34,027	0	527	1,269	35,823	25,628	1.40
Henry County	235,510	8,484	18,329	5,786	268,109	219,654	1.22
Houston County	178,847	8,484	9,651	6,813	203,795	152,213	1.34
Jefferson County	43,837	0	960	3,040	47,837	16,286	2.94
Kincaid Regional	102,679	65	5,258	10,948	118,950	30,517	3.90
Lake Blackshear Regional	190,553	8,526	9,413	6,258	214,750	73,963	2.90
Lee County	66,486	8,646	9,224	12,470	96,826	30,113	3.22
Live Oak	472,489	7,125	51,727	83,804	615,145	408,098	1.51
Marshes of Glynn	87,587	368	3,633	5,597	97,185	83,355	1.17
Middle Georgia Regional	563,978	1,210	20,903	14,666	600,757	228,846	2.63
Moultrie-Colquitt County	120,323	8,462	7,502	920	137,207	47,235	2.90
Mountain Regional	148,289	8484	12,236	7,355	176,364	56,748	3.11
Newton County	117,999	8484	15,977	8,871	151,331	106,470	1.42
Northeast Georgia Regional	186,759	581	8,338	14,681	210,359	114,553	1.84
Northwest Georgia Regional	217,441	602	11,635	14,656	244,334	200,915	1.22
Ocmulgee Regional	126,424	0	1,587	1,079	129,090	79,019	1.63
Oconee Regional	166,870	8,064	8,924	4,793	188,651	88,844	2.12
Oopec Regional	158,631	7,582	8,205	6,593	181,011	77,844	2.33
Okfenokee Regional	113,926	0	1,799	6,644	122,369	92,273	1.33
Peach County	76,958	7,555	7,905	2,266	94,684	27,214	3.48
Piedmont Regional	219,173	4,422	10,268	17,355	251,218	157,947	1.59
Pine Mountain Regional	119,457	0	1,315	7,230	128,002	62,548	2.05
Roddenberry Memorial	66,287	8484	7,310	1,877	83,958	25,694	3.27
Sara Hightower Regional	454,064	9,600	13,635	28,099	505,398	138,420	3.65
Satilla Regional	92,368	0	735	1,770	94,873	52,247	1.82
Screven-Jenkins Regional	83,880	8484	7,594	4,572	104,530	23,559	4.44
Sequoyah Regional	312,600	2,890	16,936	7,682	340,108	295,353	1.15
South Georgia Regional	331,923	8,066	4,521	14,800	359,310	130,825	2.75
Southwest Georgia Regional	173,671	8,586	10,040	9,385	201,682	42,444	4.75
Statesboro Regional	208,377	8,462	10,527	8,893	236,259	153,599	1.54
Thomas County	116,630	8,462	8,620	6,265	139,977	45,517	3.08
Three Rivers Regional	246,739	308	11,659	19,519	278,225	146,426	1.90
Troup-Harris Regional	145,108	8,546	13,662	8,528	175,844	104,020	1.69
Twin Lakes	73,934	8484	7,563	6,636	96,617	46,457	2.08
Uncle Remus Regional	304,259	509	13,857	17,869	336,494	167,575	2.01
West Georgia Regional	739,059	5,025	42,433	66,256	852,773	451,656	1.89
Worth County	33,232	8,484	6,522	4,799	53,037	21,236	2.50
Statewide	16,519,660	403,556	886,416	965,556	18,775,188	10,250,112	1.83
Statewide (Print Books Only) FY 2015		1.61			National (Print Books Only) FY 2012		2.59
Statewide (Print Books Only) FY 2012		1.59			Georgia State Ranking FY 2012		49

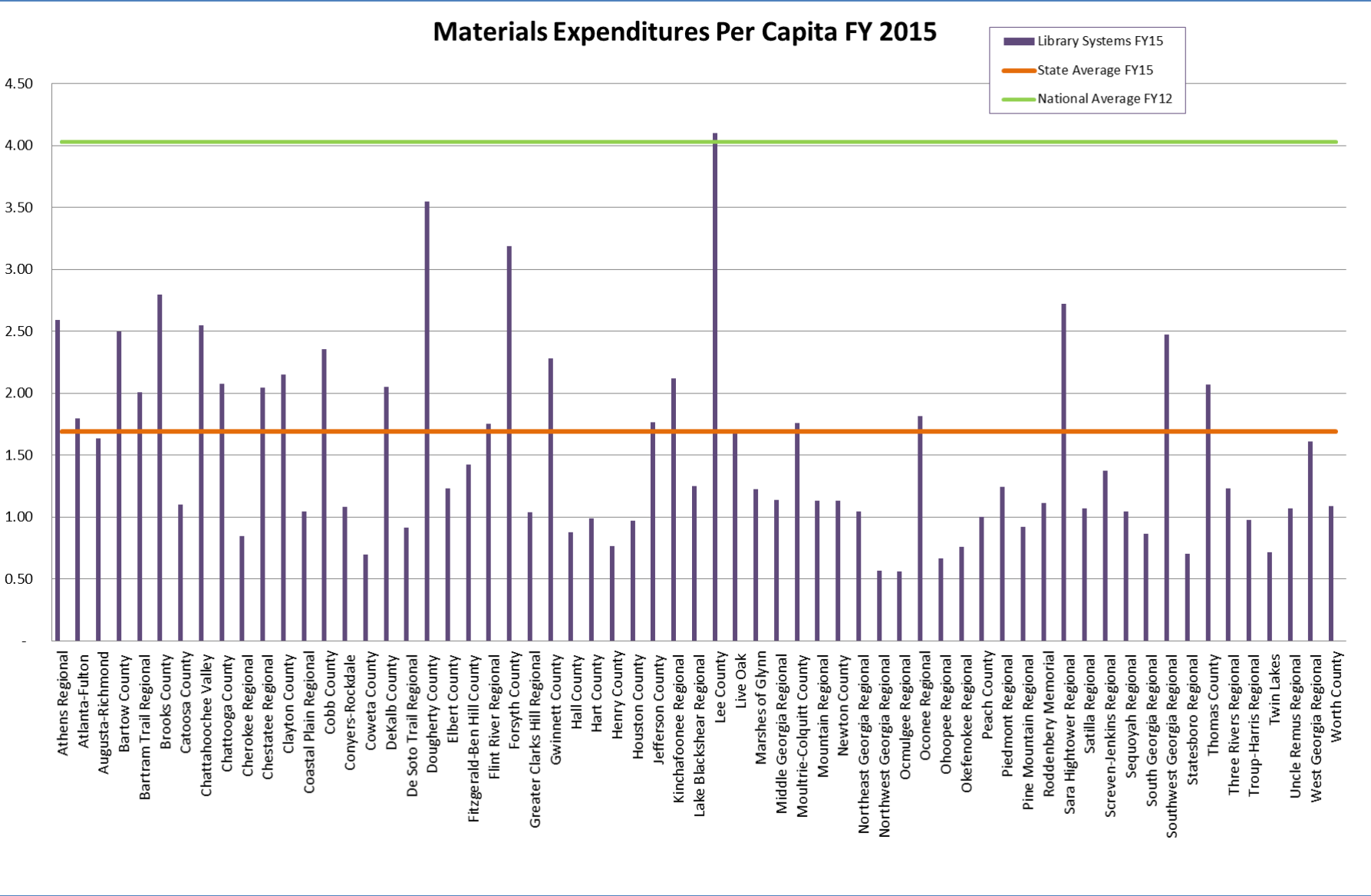
Sources: Annual Reports of Georgia's public library systems for Fiscal Year 2015 and the Institute of Museum and Library Services (IMLS) Public Library Survey for Fiscal Year 2012

E-books Available at Georgia Public Libraries - FY 2013 - 2015									
Library System	2013			2014			2015		
	E-books	Population	Per Capita	E-books	Population	Per Capita	E-books	Population	Per Capita
Athens Regional	59,064	230,121	0.26	70,213	225,833	0.31	8,906	224,116	0.04
Atlanta-Fulton	6,262	1,085,024	0.01	7,892	995,984	0.01	40,079	1,018,601	0.04
Augusta-Richmond							8,484	203,625	
Bartow County	6,561	110,632	0.06	6,709	108,201	0.06	12,366	103,438	0.12
Bartram Trail Regional	0	36,056	-	24588	34,725	0.71	8484	33,371	0.25
Brooks County	0	16,982	-	0	16,570	-	0	15,464	-
Catoosa County	206	70,780	0.00	206	67,318	0.00	8484	66,522	0.13
Chattahoochee Valley	3,710	230,822	0.02	4,530	225,186	0.02	3,710	233,503	0.02
Chattooga County	165	28,333	0.01	224	26,579	0.01	8454	25,171	0.34
Cherokee Regional	19,980	85,896	0.23	23,496	87,589	0.27	8,493	85,272	0.10
Chestatee Regional	10,127	56,985	0.18	12,438	57,167	0.22	8,619	55,252	0.16
Clayton County	1,118	285,734	0.00	1,457	272,197	0.01	1,872	269,649	0.01
Coastal Plain Regional	37,331	100,109	0.37	39,008	98,774	0.39	8,462	94,637	0.09
Cobb County	5,289	755,207	0.01	791	732,504	0.00	14,978	735,825	0.02
Conyers-Rockdale	1,094	93,431	0.01	1,789	91,500	0.02	1,904	89,299	0.02
Coweta County	483	143,680	0.00	990	140,969	0.01	1141	138,639	0.01
DeKalb County	2,274	794,820	0.00	3,756	721,520	0.01	4,801	726,171	0.01
De Soto Trail Regional	4,995	40,772	0.12	6,653	38,051	0.17	6,653	36,809	0.18
Dougherty County	4,930	96,401	0.05	6,614	97,331	0.07	8,808	93,142	0.09
East Central Georgia Regional	6	374,200	0.00	0	234,310	-			
Elbert County	4,995	20,799	0.24	6,183	20,247	0.31	7,354	19,537	0.38
Fitzgerald-Ben Hill County	0	18,581	-	0	18,092	-	0	17,691	-
Flint River Regional	37,584	290,657	0.13	49,904	269,759	0.18	6,321	262,435	0.02
Forsyth County	5,123	205,178	0.02	6,121	204,585	0.03	7,550	209,023	0.04
Greater Clarks Hill Regional				3,677	147,943		5,299	178,529	
Gwinnett County	15,514	874,489	0.02	18,255	891,721	0.02	20,272	894,928	0.02
Hall County	236	217,616	0.00	235	196,993	0.00	528	194,153	0.00
Hart County	0	26,431	-	0	25,723	-	0	25,628	-
Henry County	0	230,273	-	0	230,973	-	8,484	219,654	0.04
Houston County	0	144,980	-	3850	151,582	0.03	8,484	152,213	0.06
Jefferson County	0	16,430	-	0	17,256	-	0	16,286	-
Kinchafoonee Regional	35	32,010	0.00	35	32,515	0.00	65	30,517	0.00
Lake Blackshear Regional	34,454	74,208	0.46	43,561	78,425	0.56	8,526	73,963	0.12
Lee County	20,752	39,765	0.52	27,112	30,127	0.90	8,646	30,113	0.29
Live Oak	6,541	398,879	0.02	7,128	406,815	0.02	7,125	408,098	0.02
Marshes of Glynn				264	83,648		368	83,355	
Middle Georgia Regional	972	239,410	0.00	1370	236,235	0.01	1,210	228,846	0.01
Moultrie-Colquitt County	0	49,320	-	5811	47,638	0.12	8,462	47,235	0.18
Mountain Regional	4,922	62,848	0.08	5,862	57,920	0.10	8484	56,748	0.15
Newton County	414,177	120,070	3.45	30	110,140	0.00	8484	106,470	0.08
Northeast Georgia Regional	0	120,015	-	333	117,598	0.00	581	114,553	0.01
Northwest Georgia Regional	0	206,052	-	330	207,400	0.00	602	200,915	0.00
Ocmulgee Regional	0	75,052	-	0	83,071	-	0	79,019	-
Oconee Regional	5,752	93,654	0.06	6,223	92,264	0.07	8,064	88,844	0.09
Ochoppee Regional	4,922	79,034	0.06	6,223	80,456	0.08	7,582	77,844	0.10
Okfenokee Regional	0	92,560	-	0	94,635	-	0	92,273	-
Peach County	4,995	28,999	0.17	6,223	29,740	0.21	7,555	27,214	0.28
Piedmont Regional	2,072	175,640	0.01	1,960	162,220	0.01	4,422	157,947	0.03
Pine Mountain Regional	0	68,411	-	0	65,369	-	0	62,548	-
Roddenbery Memorial	12	27,273	0.00	28	25,865	0.00	8484	25,694	0.33
Sara Hightower Regional	3,200	145,862	0.02	3,711	141,598	0.03	9,600	138,420	0.07
Satilla Regional	0	53,772	-	0	53,298	-	0	52,247	-
Screven-Jenkins Regional	0	24,777	-	0	23,186	-	8484	23,559	0.36
Sequoyah Regional	1,047	316,534	0.00	1,908	295,779	0.01	2,890	295,353	0.01
South Georgia Regional	0	128,061	-	8056	134,337	0.06	8,066	130,825	0.06
Southwest Georgia Regional	5,095	46,169	0.11	6,183	43,433	0.14	8,586	42,444	0.20
Statesboro Regional	30,000	160,419	0.19	33,000	155,811	0.21	8,462	153,599	0.06
Thomas County	29,532	49,221	0.60	37,338	45,590	0.82	8,462	45,517	0.19
Three Rivers Regional	0	225,507	-	85	151,031	0.00	308	146,426	0.00
Troup-Harris Regional	0	104,663	-	0	104,875	-	8,546	104,020	0.08
Twin Lakes	0	49,844	-	0	47,336	-	8484	46,457	0.18
Uncle Remus Regional	0	185,488	-	0	171,890	-	509	167,575	0.00
West Georgia Regional	2,099	483,111	0.00	3,502	465,338	0.01	5,025	451,656	0.01
Worth County	4,922	22,930	0.21	6,111	22,142	0.28	8,484	21,236	0.40
Statewide	802,548	10,660,977	0.08	511,966	10,344,907	0.05	403,556	10,250,112	0.04

Different methods of counting e-books have created an uncertain statistic, but this should improve as vendors create uniform policies in the future.

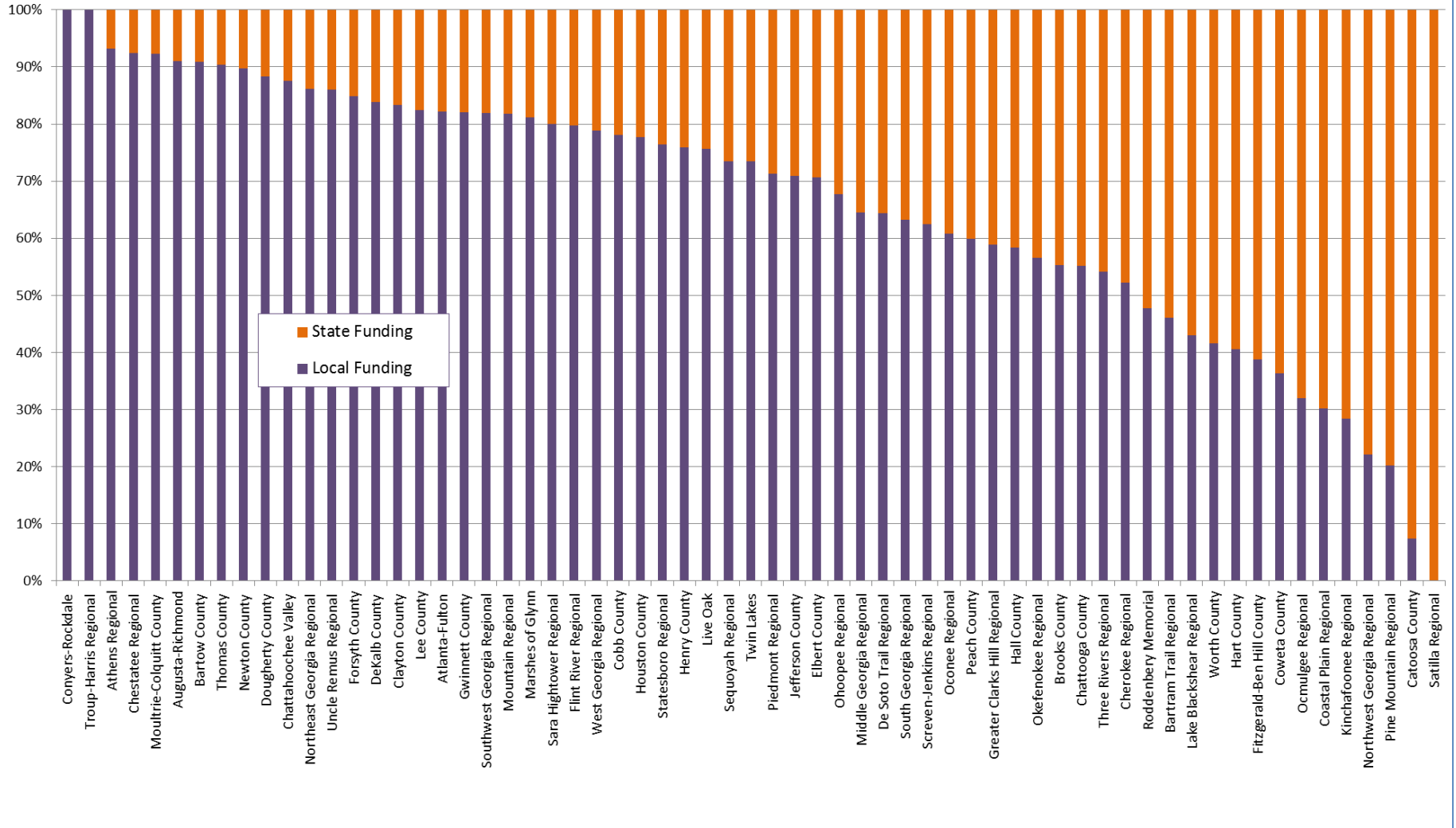
Sources: Annual Reports of Georgia's public library systems for Fiscal Years 2013 – 2015

Materials Expenditures Per Capita FY 2015



Sources: Annual Reports of Georgia's public library systems for Fiscal Years 2015 and the Institute of Museum and Library Services (IMLS) Public Library Survey for Fiscal Year 2012

Ratio of Local to State Funds Used to Purchase Library Materials in FY 2015



Sources: Annual Reports of Georgia's public library systems for Fiscal Year 2015

Ratio of Local to State Funds Used to Purchase Library Materials in FY 2015					
Library System	Local Funds for Library Materials	% Local Exp of Materials	State Funds for Library Materials	% State Exp of Materials	
Athens Regional	\$ 523,267.02	93.24%	\$ 37,924.00	6.76%	
Atlanta-Fulton	1,505,110.00	82.22%	325,502.00	17.78%	
Augusta-Richmond	302,843.00	90.98%	30,007.00	9.02%	
Bartow County	227,111.75	90.90%	22,741.48	9.10%	
Bartram Trail Regional	25,802.07	46.02%	30,263.17	53.98%	
Brooks County	19,043.52	55.31%	15,389.21	44.69%	
Catoosa County	5,407.75	7.41%	67,598.65	92.59%	
Chattahoochee Valley	521,113.71	87.50%	74,412.29	12.50%	
Chattooga County	24,335.37	55.23%	19,725.47	44.77%	
Cherokee Regional	30,735.98	52.17%	28,181.38	47.83%	
Chestatee Regional	104,538.30	92.49%	8,487.37	7.51%	
Clayton County	450,000.00	83.35%	89,891.79	16.65%	
Coastal Plain Regional	25,731.99	30.19%	59,496.23	69.81%	
Cobb County	1,339,578.64	78.11%	375,350.30	21.89%	
Conyers-Rockdale	96,558.17	100.00%	-	0.00%	
Coweta County	35,000.00	36.32%	61,378.42	63.68%	
DeKalb County	1,248,385.60	83.84%	240,671.36	16.16%	
De Soto Trail Regional	21,674.93	64.41%	11,974.42	35.59%	
Dougherty County	291,712.44	88.34%	38,509.79	11.66%	
Elbert County	13,189.92	70.71%	5,464.20	29.29%	
Fitzgerald-Ben Hill County	9,760.63	38.82%	15,383.60	61.18%	
Flint River Regional	350,742.43	79.71%	89,285.14	20.29%	
Forsyth County	549,664.40	84.82%	98,347.90	15.18%	
Greater Clarks Hill Regional	100,650.00	58.92%	70,175.00	41.08%	
Gwinnett County	1,671,431.31	82.03%	366,201.47	17.97%	
Hall County	99,688.00	58.37%	71,085.00	41.63%	
Hart County	6,357.73	40.54%	9,323.04	59.46%	
Henry County	112,910.79	75.86%	35,937.45	24.14%	
Houston County	114,921.54	77.72%	32,950.59	22.28%	
Jefferson County	13,386.97	70.95%	5,481.14	29.05%	
Kinchafoonee Regional	15,420.55	28.47%	38,752.03	71.53%	
Lake Blackshear Regional	34,406.74	43.05%	45,513.57	56.95%	
Lee County	93,161.57	82.45%	19,833.34	17.55%	
Live Oak	525,093.00	75.65%	169,051.00	24.35%	
Marshes of Glynn	79,314.59	81.23%	18,332.25	18.77%	
Middle Georgia Regional	146,007.39	64.57%	80,104.28	35.43%	
Moultrie-Colquitt County	66,356.28	92.26%	5,566.27	7.74%	
Mountain Regional	52,494.00	81.82%	11,666.00	18.18%	
Newton County	93,003.32	89.71%	10,667.72	10.29%	
Northeast Georgia Regional	102,791.69	86.14%	16,536.21	13.86%	
Northwest Georgia Regional	20,934.64	22.17%	73,501.89	77.83%	
Ocmulgee Regional	14,168.33	32.05%	30,037.58	67.95%	
Oconee Regional	89,956.97	60.81%	57,973.07	39.19%	
Ohoopee Regional	26,760.68	67.66%	12,789.12	32.34%	
Okefenokee Regional	32,203.78	56.54%	24,755.99	43.46%	
Peach County	10,007.17	59.86%	6,709.89	40.14%	
Piedmont Regional	128,531.55	71.32%	51,698.58	28.68%	
Pine Mountain Regional	9,224.02	20.26%	36,297.72	79.74%	
Roddenbery Memorial	8,753.06	47.71%	9,593.21	52.29%	
Sara Hightower Regional	289,202.39	80.04%	72,104.95	19.96%	
Satilla Regional	-	0.00%	37,908.54	100.00%	
Scriven-Jenkins Regional	13,840.15	62.50%	8,304.27	37.50%	
Sequoyah Regional	211,736.84	73.48%	76,411.16	26.52%	
South Georgia Regional	61,891.00	63.21%	36,022.27	36.79%	
Southwest Georgia Regional	77,001.91	81.89%	17,026.56	18.11%	
Statesboro Regional	70,892.29	76.47%	21,817.71	23.53%	
Thomas County	85,167.06	90.39%	9,051.37	9.61%	
Three Rivers Regional	80,650.33	54.14%	68,308.21	45.86%	
Troup-Harris Regional	101,635.97	100.00%	-	0.00%	
Twin Lakes	16,079.22	73.47%	5,806.86	26.53%	
Uncle Remus Regional	140,339.83	86.00%	22,840.90	14.00%	
West Georgia Regional	556,182.36	78.92%	148,595.57	21.08%	
Worth County	9,593.82	41.63%	13,450.53	58.37%	
Statewide	\$ 13,103,456	78.47%	\$ 3,594,167	21.53%	

Expenditures of Georgia's Public Libraries

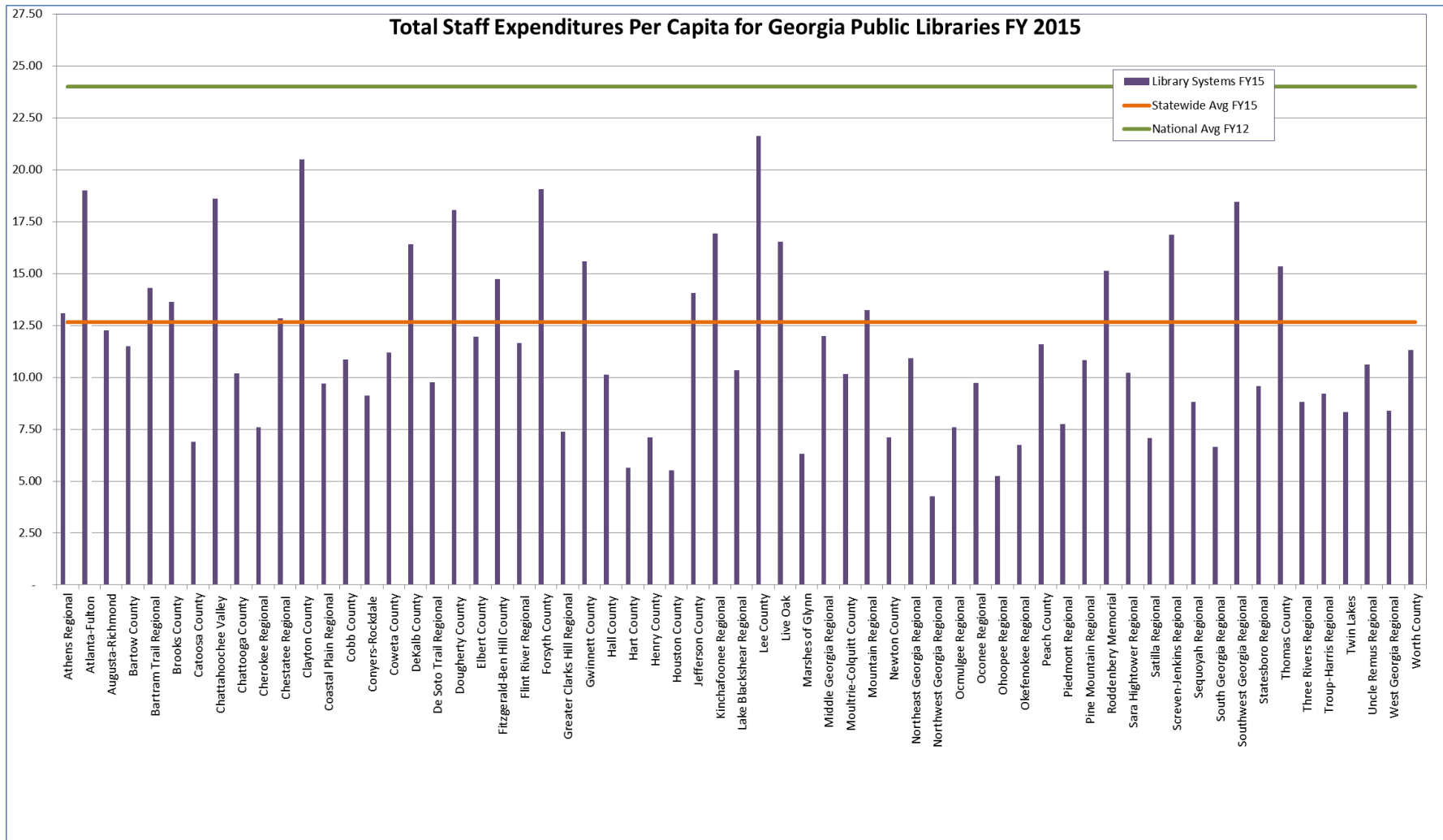
Per Capita Expenditures for Staff in Georgia Public Libraries

- Georgia public libraries spent an average of \$12.64 per capita for staff in FY2015.
- All 63 library systems in Georgia spent less than the FY12 national average per capita of \$23.99 for staff.
- The majority (43) of Georgia public library systems spent less than the state average per capita of \$12.64 for staff.

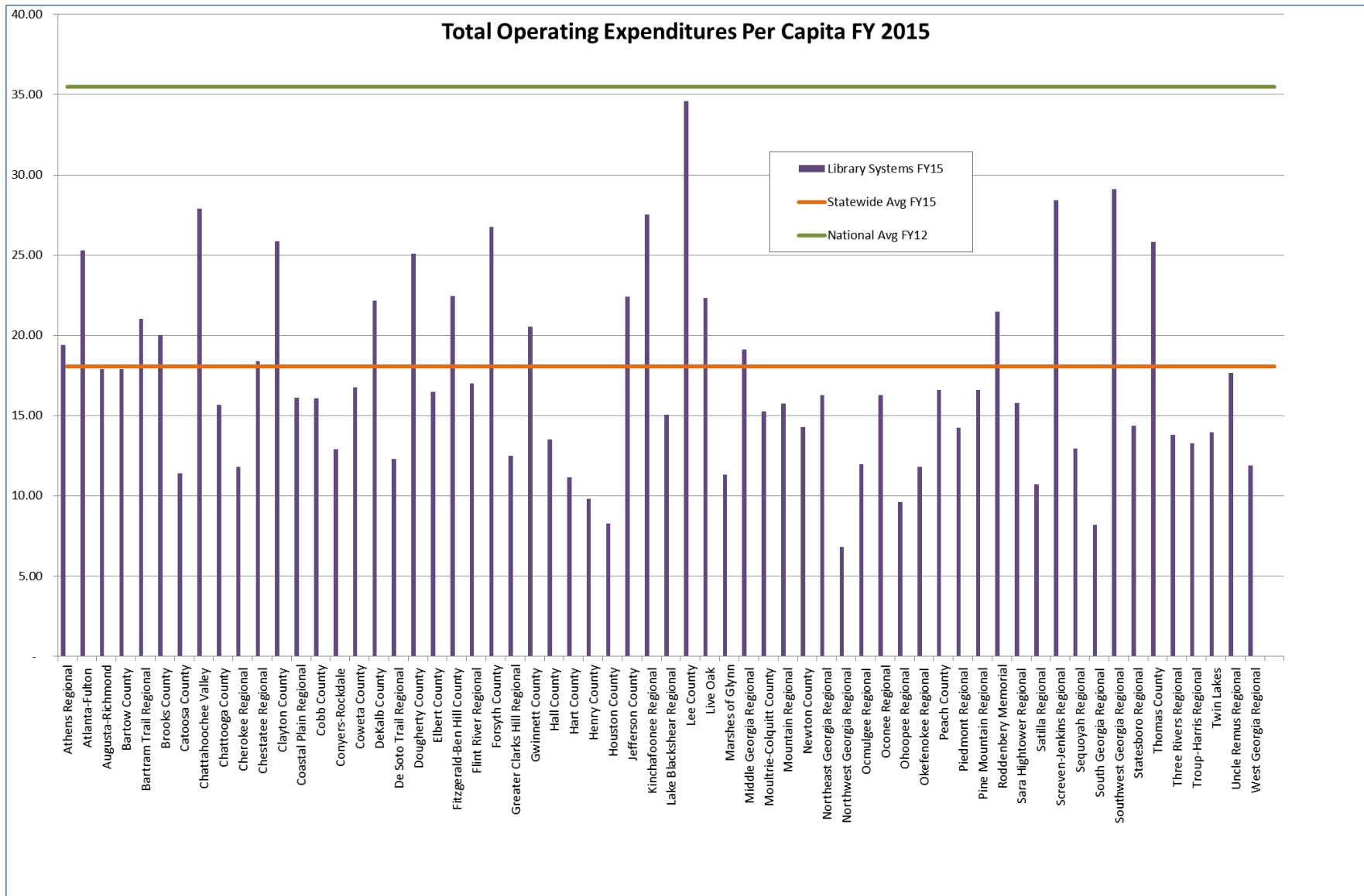
Total Public Library Expenditures

- Georgia public libraries spent an average of \$18.05 per capita on operating expenditures in FY2015.
- On a per capita basis, all public library systems spent less in FY2015 than the FY2012 national average of \$35.47.
- 33% of Georgia's public library systems spent more per capita than the state average of \$18.05 in FY 2015.
- Georgia ranked 48th out of the United States for public library total operating expenditures in FY2012.

Sources: Annual Reports of Georgia's public library systems for Fiscal Years 2015 and the Institute of Museum and Library Services (IMLS) Public Library Survey for Fiscal Year 2012



Sources: Annual Reports of Georgia's public library systems for Fiscal Year 2015 and the Institute of Museum and Library Services (IMLS) Public Library Survey for Fiscal Year 2012



Sources: Annual Reports of Georgia's public library systems for Fiscal Year 2015 and the Institute of Museum and Library Services (IMLS) Public Library Survey for Fiscal Year 2012

Key Services of GPLS for Georgia's Public Libraries

- Represent and advocate for public libraries at the state and national levels
- Administer state and federal grants
- Administer the capital construction and MRR grant programs
- Provide consulting services through phone and email correspondence and on-site visits
- Provide training for library staff and trustees
- Promote and facilitate resource sharing and strategic partnerships
- Coordinate statewide programs that promote family literacy for children and parents
- Coordinate statewide library statistics
- Provide funding, support, and management of broadband networks statewide
- Provide centralized support and hosting for cloud computing for public access computers
- Provide web-hosting and e-mail hosting
- Administer and support PINES -- The **P**ublic **I**nformation **N**etwork for **E**lectronic **S**ervices, the Georgia public library automation and lending network
- Provide Help Desk support for PINES and technology needs, available via online access and toll-free phone number
- Provide access to GALILEO, both on-site at all libraries and at home for validated patrons
- Administer GLASS which provides library services and accessible technology for readers whose physical abilities require the use of books and magazines in audio or braille formats
- Provide a professional materials collection for practicing librarians and for library school students

Expenditures and Staffing of GPLS - FY 2015

- In Fiscal Year 2015, total state funding for Georgia Public Library Service was approximately \$32.3 million, 80.5% of which was distributed directly to public libraries under the grants program.

- Georgia Public Library Service used 8.6% of its budget for agency operations while 10.9% was spent on on-behalf services to libraries, including the costs of coordinating the statewide public library initiatives of PINES, GALILEO and Internet services.

- A total of **52** positions are allocated for the Georgia Public Library Service. Only **47** of these are currently filled.
 - GLASS – 17 FTE
 - PINES and IT – 14 FTE
 - Library Development – 5 FTE
 - Administration and Business Services – 11 FTE

GPLS – FY2015 Benchmarks and Milestones

PINES

- Continued to facilitate resource sharing, with IntraPINES loans of 632,540.
- Circulated 15,472,156 items as of FY15.
- Over 2.4 million PINES library cards in use during FY15.
- Extended and continued to maintain the PINES integrated library computer system in 53 public library systems and served patrons in all 159 Georgia counties
- Contracted with a courier (book delivery) service among all public library system central facilities and University System of Georgia (USG) academic libraries, making the collections of these libraries truly a statewide resource.
- Participated in the wider Evergreen community by mentoring new Evergreen libraries and by continuing cooperative software development efforts.
- Provided quarterly scheduled training and customized on-demand sessions for the PINES member library systems.

General Public Library Support

- Continued to work with libraries and local funding agencies to maintain excellence in services through challenging economic times.
- Provided continuing support to Friends of Georgia Libraries.
- Continued to provide training for library staff and trustees through both instructor-led training on demand and through scholarships to training offered by outside vendors.
- Provided local strategic planning assistance to public library systems.
- Continued to administer and utilize funds provided by the federal Library Services and Technology Act toward the

improvement and enhancement of library services in Georgia.

- Continued to coordinate, gather, and publish public library statistics for information, decision-making, and advocacy.

Planning and Construction

- Consulted with public library stakeholders in the development and implementation of public library design standards.
- Continued to work with the Georgia State Financing and Investing Commission in funding for construction and with public libraries in implementation of capital outlay programs.
- Coordinated Georgia's public library planning and construction program, a match program assisting in new library construction as well as renovations and additions
- Completed over 60 state funded projects since 2005 with an additional 25 projects in the planning process awaiting awards
- Total grant funding between FY05 and FY15 has approximately been \$104 million

Youth Services

- In FY2015, helped public libraries strengthen local partnerships with agencies, institutions, businesses, and groups by coordinating LSTA funded PRIME TIME Family Reading Time® programs at 11 sites in nine library systems (Athens Regional Library System, Atlanta-Fulton Public Library System, Chattahoochee Valley Libraries, DeKalb County Public Library, Fitzgerald-Ben Hill County Library

System, Gwinnett County Public Library, Marshes of Glynn Libraries, Roddenbery Memorial Library, Three Rivers Regional Library System)

- 2,970 children and caregivers attended these PRIME TIME programs in FY15
- In FY15, Georgia's statewide Summer Reading Program enjoyed attendance of 524,524, an increase of almost 20% over FY14
- GPLS was awarded and then coordinated a National Leadership Grant from the Institute of Museum and Library Services for B4: Birth to 4, Georgia's Early Literacy Initiative
- Partnered with other agencies such as Georgia Humanities, Voices for Georgia's Children, Bright From the Start, Get Georgia Reading Campaign, and the Path2College 529 College Savings Plan, to help strengthen Georgia libraries' youth services programs

Services for the Blind and Others Requiring Books and Magazines in Audio Formats or in Braille

- Provided library services for the blind and others whose physical abilities require the use of books and magazines in audio format or in braille, through Georgia Libraries for Accessible Statewide Services (GLASS), a network of libraries and a central distribution center
- GLASS provided materials to 15,593 registered users across Georgia in FY15
- GLASS circulated (mailed) 328,640 items to eligible enrolled readers in Georgia
- GLASS provided access to digital titles that were downloaded 102,991 times in FY15.
- Promoted emphasis on outreach and patron services at the local level
- Hosted the 2015 Georgia Accessibility Conference where librarians from public libraries across the state learned about

ways to provide library services to people with special needs.

- Continued to assist readers with the transition from audio cassette to a digital book and magazine collection.
- Recorded books by Georgia authors to be added to the BARD digital download catalog.
- Developed a partnership with PINES libraries to enhance service delivery for GLASS patrons

Strategic Partnerships

- Georgia Public Library Service partners with a number of state and private organizations to provide an additional layer of support and awareness for the state's public libraries. These partnership programs have educated and entertained thousands of Georgia residents while saving more than \$12 million in direct expenditures and providing hundreds of hours of free programming for public libraries.
- Strategic partnership programs were renewed with Georgia State Parks & Historic Sites, the Atlanta Braves, the Atlanta Hawks, Zoo Atlanta, the Center for Puppetry Arts, the Georgia Center for the Book, Georgia's Path2College 529 Plan, the Go Fish Education Center, Georgia Council for the Arts, Georgia Environmental Finance Authority and VSA Arts of Georgia's Arts for All Gallery.
- Public library system websites hosted by GPLS experienced a 79% increase in traffic between 2014 and 2015, reaching a total of 2,839,771 individual visits. The number of hits on those websites' pages topped 121 million — up 12% from 2014. GPLS also saw social media interest in public libraries increase between 2014 and 2015, with Facebook followers increasing by 41% and Twitter followers by 23%.

Technology-based Support

- Provided a centralized resource for broadband network management and E-Rate application support, assisting the libraries with vendor management, contract negotiation, and fiscal and billing reconciliation.
- Provided maintenance and support for servers hosting centralized email and SPAM filtering for 47 library systems
- Provided technical support, maintenance, and hosting of websites for 30 library systems
- Circulated 5 Technology Loaner Kits, consisting of over 25 pieces of hardware, allowing staff and patron access to emerging and innovative technologies, including Virtual Reality and 3D Printing.
- In the form of workshops, presentations and individual talks, provided outreach featuring technology related services and programming in order to raise awareness of technology trends and adoptions in public libraries.
- In FY15, hosted a Technology Boot Camp, an initiative of GPLS to bring together IT professionals from libraries to share experiences and ideas and to explore opportunities made possible by emerging technologies, resulting in a clearinghouse of current IT trends and practices: <http://galibtech.org/>
- Provision of a help desk for library technology – closed over 670 IT inquiries.
- Hosted and supported cloud-based public access computers for the majority of Georgia public libraries

Continuing Education and Training

- In FY15, GPLS hosted 25 live continuing education and training events for library staff, accounting for 115 hours of instruction and reaching 1,218 staff members.
- Administered Georgia Library Education Network (GLEAN) access for over 2,500 public, school and academic library employees
- Provided 5000+ on-demand e-learning courses through GLEAN to a diverse audience of eligible employees
- Collaborated with other state library agencies to provide Georgia libraries with monthly, comprehensive listings of free webinars covering a range of industry-related competencies and subject areas.
- Promoted flexible training and continuing education programs in individual library systems by providing public libraries free access to WebEx Enterprise Edition.

Resource Sharing

- Administered the reciprocal borrowing and lending activity of more than 200 GOLD multi-type member libraries resulting in lending 152,282 items and borrowing 120,589 through interlibrary loans during FY15.
- Purchased group access to OCLC Services for all public libraries, including a group catalog, that allows patrons access to resources beyond their library's holdings.
- Paid GALILEO Resource Fees for all 63 public library systems to provide patron access to the statewide virtual library.
- Purchased group access to the RDA Toolkit for all public libraries
- Continued to support Georgia HomePLACE as a component of the Digital Library of Georgia.

Georgia Public Library Service (GPLS) – History

- A state library agency has existed in Georgia since the late 19th century.
- From 1943-1996, the agency was a unit of the Georgia Department of Education.
- From 1996-2000, the agency was a unit of the Georgia Department of Technical and Adult Education, now Technical College System of Georgia.
- Since 2000, GPLS has been a unit of the Board of Regents of the University System of Georgia.

Data Sources

Georgia Public Library Service (GPLS) produced this current picture of the 63 public library systems of Georgia using statistical data from a variety of sources:

- Annual Reports of public library systems for Fiscal Years 2000-2015;
- The Institute of Museum and Library Services report, Public Libraries in the United States: Fiscal Year 2012 (<http://harvester.census.gov/imls/publib.asp>).

Other information contained in this document came from records of projects initiated and completed by the staff of Georgia Public Library Service.

NOTE: Data in this report is subject to IMLS review in 2016 during the Public Library Survey collection process.

For a PDF of this report, visit: www.georgialibraries.org/lib/publiclibinfo/current_look.php