

# A Current Look at Georgia's Public Libraries and GPLS – Fiscal Year 2014



[www.georgialibraries.org](http://www.georgialibraries.org)

# Table of Contents

<b>Topics</b>	<b>Page</b>
• Introduction from State Librarian	2
• Georgia’s Library Laws	3
• Key Services of GPLS	4
• Expenditures and Staffing of GPLS	5
• GPLS Recent Benchmarks and Milestones	6 - 8
• Return on Investment – The Value of Public Libraries	9
• State Funding	10 - 13
• Local Funding	14 -17
• State and Local Funding for Library Facilities	18 - 19
• Library Cards and Circulation	20 - 24
• Public Access Computers	25 - 28
• Resource Sharing – Interlibrary Loans and Courier Service	29 - 30
• Public Library Service Hours	31 - 32
• Library Collections and Materials Expenditures	33 - 40
• Staffing Expenditures of Georgia Public Libraries	41 - 45
• Data Sources	46

For a PDF of this report, please visit: [http://www.georgialibraries.org/lib/publiclibinfo/current\\_look.php](http://www.georgialibraries.org/lib/publiclibinfo/current_look.php)

# Georgia's 63 Public Library Systems (FY2014)



January 21, 2015

The staff of Georgia Public Library Service is pleased to present the 2015 edition of "A Current Look at Georgia's Public Libraries," offering a detailed examination of the operations, funding and usage of the 404 public libraries throughout our state. Our goal is that this report will showcase the value of public library service to all Georgians.

This report documents the fiscal year that ended June 30, 2014. Its data is drawn from the annual reports submitted to our office by each library system. This aggregate data is submitted to the federal Institute of Museum and Library Services to help provide a national picture of public library service.

A Current Look provides timely, detailed data in ways that we hope are useful to those who fund, support and use the public libraries in Georgia. This year's data shows a continuing growth in demand and use of electronic and digital services, while the use of traditional library materials remains strong and consistent. It is gratifying to note that Georgians of all ages continue to enjoy library programs and services, from traditional story times to innovative electronic and downloadable resources. Public libraries are a trusted and valued resource throughout Georgia.

Public libraries remain essential at every level of education throughout the state. They deliver valuable support for children and parents by providing preschool and preliteracy programs, as well as resources for K-12 and higher education. With high-speed broadband connections, Wi-Fi access and, in many cases, cost-saving cloud-based public-access computers, public libraries prove daily that they are resource centers providing limitless opportunities for education and innovation. Libraries also deliver increasingly important services needed by adults pursuing new career paths and who need convenient access to online services from local, state and federal government agencies. Our public libraries are being recognized as statewide leaders in technology and educational support, as strong contributors to localized workforce development, and as civic and cultural hubs in Georgia communities large and small.

We hope this report demonstrates the value of public libraries to community leaders, trustees, administrators, and those esteemed funders at the state and local level whose support makes the services we deliver to each community possible. Your commitment to maintaining excellence in library service throughout Georgia is evident and appreciated.

This year's and previous editions of A Current Look can be accessed on our website at <http://www.georgialibraries.org/lib/publiclibinfo/>.

Julie Walker, State Librarian  
Georgia Public Library Service

*A Unit of the University System of Georgia*

1800 Century Place, Suite 150  
Atlanta, GA 30345-4304  
tel 404.235.7200 fax 404.235.7201  
[www.georgialibraries.org](http://www.georgialibraries.org)



Effective FY 2015, Burke County joined the Greater Clarks Hill Regional Library System and the East Central Georgia Regional Library System was renamed the Augusta-Richmond County Public Library System.

# Georgia's Library Laws

- GPLS is the state library administrative agency for Georgia and gives aid, counsel and advice to all public libraries in Georgia and works in a limited supervisory capacity with the 63 public library systems.
- O.C.G.A. § 20-5-2 (a) states that the agency "... shall give aid, advice and counsel to all libraries."
- O.C.G.A. § 20-5-2 (a) states that the agency "... shall exercise supervision over all public libraries and endeavor to improve libraries already established."
- O.C.G.A. § 20-5-302 (a) states that the agency "... shall annually determine and request of the General Assembly the amount of funds needed for county and regional public libraries."
- O.C.G.A. § 20-5-302 (a) states "Public Library funds shall be apportioned to county and regional public libraries in proportion to the area and population to be served by such libraries ..."
- Public library systems in Georgia are either single-county or multiple-county, based on the individual participating agreements. There are currently 34 multiple-county (regional) public library systems and 29 single-county public library systems. O.C.G.A. § 20-5-41 places authority of single-county library systems with the county board of trustees and places authority of multiple-county library systems with the regional board of trustees.
- While GPLS strongly supports efficiency and economy in the operation of public library systems, it realizes that local preferences, history and political realities drive the decisions of how public libraries are configured and aligned. It is the role of GPLS to advocate for strong, fiscally sound and viable public libraries.
- All of the Georgia statutes related to public libraries may be found at [http://www.georgialibraries.org/lib/library\\_laws/](http://www.georgialibraries.org/lib/library_laws/)

## Key Services of GPLS

- State and federal grants for libraries
- PINES - The **P**ublic **I**nformation **N**etwork for **E**lectronic **S**ervices
- Training for staff of all libraries in Georgia and for trustees of public libraries
- Promoting and facilitating resource sharing among all libraries in Georgia
- Public library programs for children and parents that promote family literacy
- Capital construction grant program for public libraries
- Statewide information and statistics for public libraries
- Web-hosting and email hosting
- Collection of professional materials for practicing librarians and for library school students
- Access to GALILEO, both in-house at all libraries and by remote access for validated patrons
- Library services for the blind and others whose physical abilities require the use of books and magazines in audio format or in braille, through a network of outreach and advisory centers and one central distribution center
- Technology and PINES helpdesk, available via Web access and toll-free phone line
- Consulting services to public libraries on site, by phone, via email and through written correspondence
- Representation and advocacy for public libraries at the state and national levels
- Utilization of federal library funds for the benefit of all Georgians

## Expenditures and Staffing of GPLS – Fiscal Year 2014

- In FY14, total state funding for Georgia Public Library Service was approximately \$31.5 million, 78.53% of which was distributed directly to public libraries under the grants program.
- Georgia Public Library Service used 17.2% of its budget for agency operations and on-behalf services to libraries, including the costs of coordinating the statewide public library initiatives of PINES, GALILEO and Internet services.
- A total of 44 positions are allocated for the Georgia Public Library Service. 41 of these positions are currently filled.
  - GLASS – 12 FTE
  - PINES and IT – 16 FTE
  - Library Development – 5 FTE
  - Administration and Business Services – 11 FTE

# GPLS - Recent Benchmarks and Milestones

## PINES

- Circulated 16,637,412 items in FY14.
- More than 2.3 million PINES library cards in use during FY14.
- Extended and continues to maintain the PINES integrated library computer system in 53 public library systems.
- Contracted with a courier (book delivery) service among all public library system's central facilities and University System of Georgia (USG) academic libraries.
- Continued to participate in the wider Evergreen community by mentoring new Evergreen libraries and by continuing cooperative software development efforts.
- Continued to facilitate resource sharing, with intra-PINES loans increasing to 664,654.
- Provided quarterly scheduled training and customized on-demand sessions for the PINES member library systems.

## General Public Library Support

- Continued to work with libraries and local funding agencies to maintain excellence in services through challenging economic times.
- Provided continuing support to Friends of Georgia Libraries.
- Continued to provide training for library staff and trustees through both instructor-led training on demand and through scholarships to training offered by outside vendors.

- Provided consultant to assist public library systems with local strategic planning.
- Continued to administer and utilize funds provided by the federal Library Services and Technology Act toward the improvement and enhancement of library services in Georgia.
- Continued to publish public library statistics for public information and use in advocacy for local public libraries.

## Youth Services

- In FY14, helped public libraries strengthen local partnerships with agencies, institutions, businesses, and groups by coordinating PRIME TIME efforts in 11 library systems (Athens Regional Library System, Atlanta-Fulton Public Library System, Coastal Plain Regional Library System, DeKalb County Public Library, Fitzgerald-Ben Hill County Library System, Gwinnett County Public Library, Marshes of Glynn Libraries, Roddenbery Memorial Library, Three Rivers Regional Library System).
- 3,752 children and caregivers attended these PRIME TIME programs in FY14.
- Hosted "Clifford's Tour de Georgia" featuring Clifford the Big Red Dog. Clifford visited 13 programs hosted by Georgia public libraries.
- In FY14, Georgia's statewide Summer Reading Program enjoyed attendance of 485,209.
- Partnered with other agencies such as the Georgia Humanities Council, Georgia Public Broadcasting, and the Path2College 529 College Savings Plan to help strengthen Georgia libraries' youth services programs.

## **Services for the Blind and Others Requiring Books and Magazines in Audio Formats or in Braille**

- Provided library services for the blind and others whose physical abilities require the use of books and magazines in audio format or in braille, through a network of libraries and a central distribution center.
- Provided talking book and braille materials to 16,309 registered users across Georgia in FY14.
- Circulated (mailed) 377,246 items to eligible enrolled readers in Georgia.
- Provided access to digital titles that were downloaded 108,694 times in FY14.
- Promoted emphasis on outreach and patron services at the local level.
- Realigned network of outreach centers and sub-regional libraries to better serve individuals and institutions in all counties in Georgia.
- Continued to assist readers with the transition from audio cassette to digital book and magazine collections.
- Reallocated space in the GLASS Distribution Center to better reflect the requirements of an increasingly digital collection.

## **Strategic Partnerships**

- Georgia Public Library Service partners with a number of state and private organizations to provide an additional layer of support and awareness for the state's public libraries. These partnership programs have educated and entertained thousands of Georgia residents while saving more than \$10 million in direct expenditures and

providing hundreds of hours of free programming for public libraries over the life of the program.

- Strategic partnership programs were renewed with Georgia State Parks & Historic Sites, the Atlanta Braves, the Atlanta Hawks, Zoo Atlanta, the Center for Puppetry Arts, the Georgia Center for the Book, Georgia's Path2College 529 Plan, the Go Fish Education Center, Georgia Council for the Arts, Georgia Environmental Finance Authority, and VSA Arts of Georgia's Arts for All Gallery.
- Public library system websites hosted by GPLS experienced a 141% increase in traffic between 2013 and 2014, reaching a total of 2,851,580 individual visits. The number of hits on those websites' pages topped 111 million — up 3% from 2013. GPLS also saw social media interest in public libraries increase between 2013 and 2014, with Facebook followers increasing by 43 percent and Twitter followers by 69 percent.

## **Technology-Based Support**

- Provided assistance and training for E-rate program.
- Provided maintenance and support for servers hosting centralized email and SPAM filtering for 47 libraries without local capability.
- Provided technical support, maintenance, and website hosting for 31 library systems.
- In FY14, hosted a Technology Boot Camp - an initiative of the Georgia Public Library Service to bring together IT professionals from our libraries to share experiences and ideas and to explore opportunities made possible by emerging technologies, resulting in a clearinghouse of current IT trends and practices: <http://galibtech.org/>.



- Provision of a help desk for library technology – responded to and closed over 500 staff-initiated IT inquiries.
- Hosted cloud-based public access computers for the majority of Georgia public libraries, increasing the numbers of public access computers by 47% in 2013-2014.

### **Continuing Education and Training**

- In FY14, GPLS hosted 52 live continuing education and training events for library staff, accounting for 181 hours of instruction and reaching 1,364 staff members.
- Administered Georgia Library Education Network (GLEAN) access for over 2,500 public, school and academic library employees.
- Provided 5,000+ on-demand e-learning courses through GLEAN to a diverse audience of eligible employees.
- Collaborated with other state library agencies to provide Georgia libraries with monthly, comprehensive listings of

free webinars covering a range of industry-related competencies and subject areas.

- Promoted flexible training and continuing education programs in individual library systems by providing public libraries free access to WebEx Enterprise Edition.

### **Resource Sharing**

- Administered the reciprocal borrowing and lending activity of more than 200 GOLD multi-type member libraries resulting in lending 158,344 items and borrowing 126,896 through interlibrary loans during FY14.
- Purchased group access to OCLC Services for all public libraries including a group catalog.
- Paid GALILEO resource fees for all 63 public library systems to provide patron access to the statewide virtual library.
- Continued to support Georgia HomePLACE as a component of the Digital Library of Georgia.

# Return on Investment

## The value of public libraries' services to the people of Georgia

- **39,001,826** books and other materials were borrowed from Georgia's public libraries in FY14.
  - The average book costs \$25.00.
  - This saved the people of Georgia a total of **\$975,045,650**.
- **1,580,050** children and young adults attended programs at Georgia's public libraries in FY14.
  - The average cost of a movie theater ticket was \$9.50. (<http://www.fandango.com/>)
  - This was equivalent to Georgia parents spending **\$15,010,475**.
- **13,224,365** public-access Internet computer sessions were used at Georgia's public libraries in FY14.
  - The average cost of a computer workstation rental with Internet access at a cybercafé (<http://www.cybercafes.com>) and similar business centers is an average of \$7 per hour session.
  - This saved the people of Georgia a total of **\$92,570,555**.

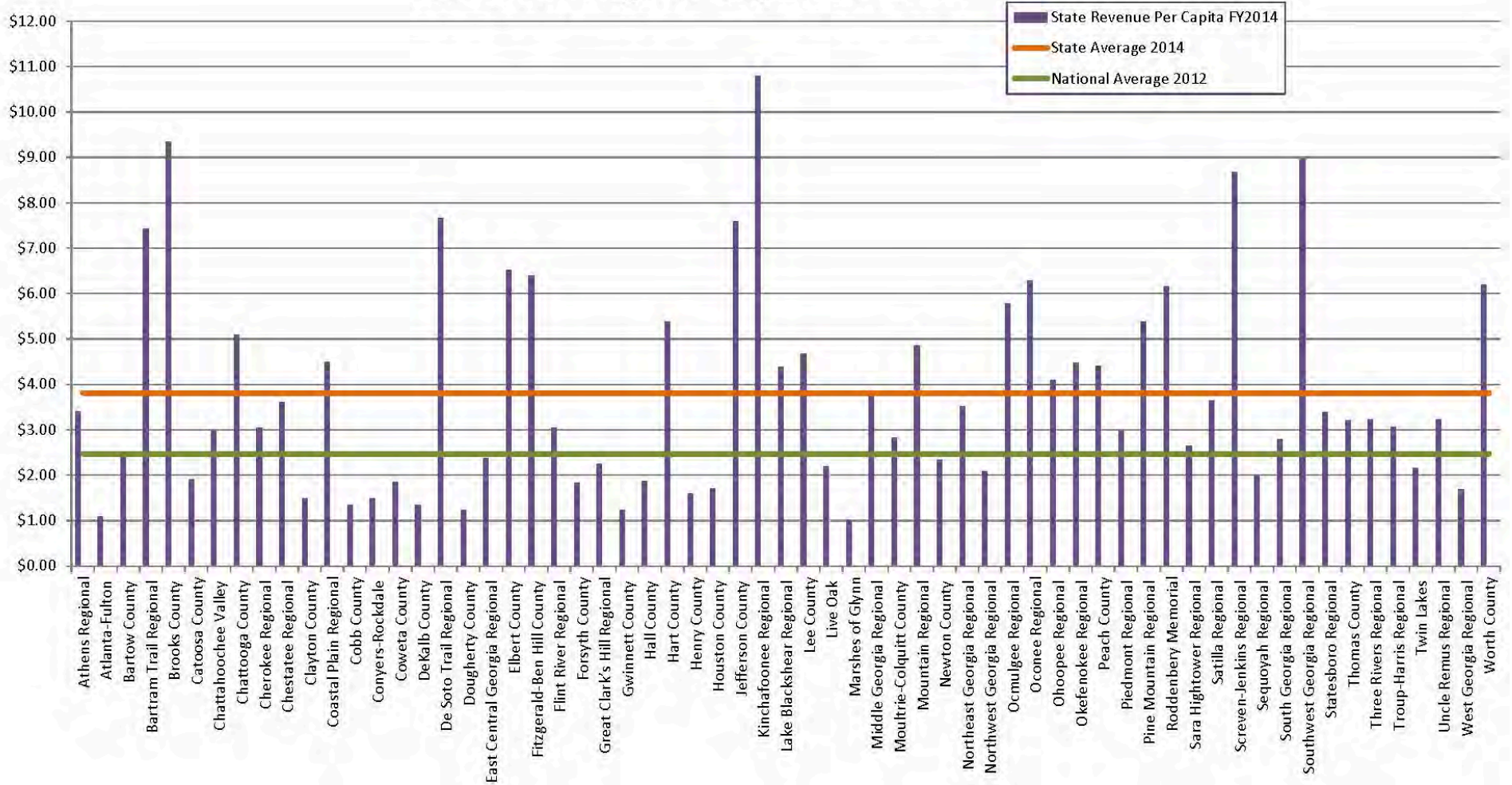
The value of **just** these three public library services was **\$1,082,626,680** (\$104.65 per capita) in FY14.  
Total Georgia public libraries operating expenditures were only **\$182,981,053** (\$17.69 per capita) in FY14.

**Return on investment = \$5.92 to \$1.00**

## State Funding for Georgia's Public Libraries

- By state law OCGA § 20-5-3, state funding is apportioned by formula to the library systems on the basis of population and geography ([http://www.georgialibraries.org/lib/library\\_laws/](http://www.georgialibraries.org/lib/library_laws/)).
- State funding is provided for professional salaries, library materials, operational support, libraries for the blind and physically handicapped, and, by grant award, for capital improvement.
- Georgia is the only state that provides grants that are specifically designated for the salaries of professional librarians, thus ensuring that each system is administered and led by graduate librarians.
- 16% of funding for public libraries in Georgia came from the state.
- In FY14, the per capita revenue from state government was \$2.38. The national average per capita for FY12 was \$2.60.

# State Funding Per Capita FY 2014



State Per Capita Funding for Georgia Public Libraries - FY 2012 - 2014

Library System	2012			2013			2014		
	Population	Total State Funding	Per Capita	Population	Total State Funding	Per Capita	Population	Total State Funding	Per Capita
Athens Regional	226,120	\$ 827,419.08	\$ 3.66	230,121	\$ 793,208.36	\$ 3.45	225,633	\$ 768,022.38	\$ 3.40
Atlanta-Fulton	1,071,636	\$ 1,023,197.00	\$ 0.95	1,085,024	\$ 1,205,362.00	\$ 1.11	996,984	\$ 1,091,898.21	\$ 1.10
Bartow County	107,257	\$ 260,488.00	\$ 2.43	110,832	\$ 262,116.00	\$ 2.37	108,201	\$ 263,363.52	\$ 2.43
Bartram Trail Regional	35,597	\$ 276,557.18	\$ 7.77	36,056	\$ 255,469.36	\$ 7.09	34,725	\$ 267,734.94	\$ 7.42
Brooks County	16,872	\$ 163,188.81	\$ 9.67	16,982	\$ 170,643.62	\$ 10.05	16,570	\$ 154,905.89	\$ 9.35
Catoosa County	69,096	\$ 104,742.93	\$ 1.52	70,780	\$ 147,739.90	\$ 2.09	67,318	\$ 128,426.95	\$ 1.91
Chattahoochee Valley	227,076	\$ 716,843.28	\$ 3.15	230,822	\$ 717,221.55	\$ 3.11	225,196	\$ 670,825.75	\$ 2.98
Chattanooga County	28,000	\$ 140,458.39	\$ 5.02	28,335	\$ 135,615.44	\$ 4.79	26,579	\$ 135,289.35	\$ 5.09
Cherokee Regional	84,866	\$ 263,350.91	\$ 3.10	86,896	\$ 278,307.87	\$ 3.22	87,589	\$ 286,558.90	\$ 3.04
Chestatee Regional	55,336	\$ 207,058.15	\$ 3.74	56,965	\$ 211,271.59	\$ 3.71	57,167	\$ 205,683.29	\$ 3.60
Clayton County	283,305	\$ 443,585.05	\$ 1.57	285,734	\$ 505,302.66	\$ 1.77	272,197	\$ 406,035.42	\$ 1.49
Coastal Plain Regional	99,204	\$ 485,081.30	\$ 4.89	100,109	\$ 451,783.42	\$ 4.51	98,774	\$ 444,326.29	\$ 4.50
Cobb County	743,357	\$ 924,182.05	\$ 1.24	755,207	\$ 971,860.87	\$ 1.29	732,504	\$ 978,389.38	\$ 1.34
Conyers-Rockdale	91,314	\$ 148,872.14	\$ 1.63	93,431	\$ 203,784.53	\$ 2.19	91,500	\$ 139,882.92	\$ 1.53
Coweta County	139,388	\$ 228,184.66	\$ 1.64	143,680	\$ 262,531.52	\$ 1.83	140,968	\$ 260,861.31	\$ 1.86
DeKalb County	783,118	\$ 1,405,817.72	\$ 1.80	794,820	\$ 1,011,353.29	\$ 1.27	721,520	\$ 970,681.52	\$ 1.35
De Soto Trail Regional	40,516	\$ 313,974.64	\$ 7.75	40,772	\$ 297,921.98	\$ 7.06	38,051	\$ 289,738.17	\$ 7.61
Dougherty County	36,268	\$ 225,554.22	\$ 2.34	36,401	\$ 190,444.00	\$ 1.98	37,331	\$ 119,391.67	\$ 1.23
East Central Georgia Regional	369,402	\$ 869,804.80	\$ 2.36	374,200	\$ 861,881.86	\$ 2.30	234,310	\$ 555,716.49	\$ 2.37
Elbert County	20,735	\$ 134,687.21	\$ 6.50	20,799	\$ 145,597.83	\$ 7.00	20,247	\$ 132,097.33	\$ 6.52
Fitzgerald-Ben Hill County	18,385	\$ 118,147.98	\$ 6.43	18,581	\$ 115,272.75	\$ 6.20	18,092	\$ 115,577.26	\$ 6.39
Flint River Regional	282,945	\$ 864,833.65	\$ 3.06	290,657	\$ 823,387.46	\$ 2.83	268,759	\$ 820,202.26	\$ 3.04
Forsyth County	197,609	\$ 371,594.30	\$ 1.88	205,178	\$ 402,804.44	\$ 1.96	204,585	\$ 376,236.20	\$ 1.84
Great Clark's Hill Regional							147,943	\$ 331,675.36	\$ 2.24
Gwinnett County	857,586	\$ 1,030,822.35	\$ 1.20	874,489	\$ 1,105,391.33	\$ 1.27	891,721	\$ 1,107,808.19	\$ 1.24
Hall County	210,629	\$ 373,968.17	\$ 1.78	217,616	\$ 381,294.00	\$ 1.75	196,983	\$ 366,933.58	\$ 1.86
Hart County	25,978	\$ 143,612.10	\$ 5.53	26,431	\$ 138,406.60	\$ 5.24	25,723	\$ 138,588.40	\$ 5.39
Henry County	222,226	\$ 376,368.00	\$ 1.69	230,273	\$ 380,281.18	\$ 1.65	230,975	\$ 369,618.48	\$ 1.60
Houston County	142,699	\$ 260,930.27	\$ 1.83	144,980	\$ 273,882.46	\$ 1.89	151,582	\$ 258,833.36	\$ 1.71
Jefferson County	16,432	\$ 124,652.83	\$ 7.60	16,430	\$ 129,628.41	\$ 7.89	17,256	\$ 130,953.46	\$ 7.59
Kincaid Regional	91,972	\$ 452,936.98	\$ 4.92	92,010	\$ 386,049.50	\$ 4.20	92,515	\$ 350,767.54	\$ 3.79
Lake Blackshear Regional	73,390	\$ 350,795.68	\$ 4.78	74,208	\$ 332,342.29	\$ 4.48	78,425	\$ 343,373.54	\$ 4.38
Lee County	38,488	\$ 127,852.07	\$ 3.32	39,765	\$ 150,036.59	\$ 3.77	30,127	\$ 140,772.22	\$ 4.67
Live Oak	381,279	\$ 942,453.00	\$ 2.47	388,879	\$ 898,707.00	\$ 2.29	408,815	\$ 885,810.44	\$ 2.17
Marshes of Glynn							83,648	\$ 95,229.14	\$ 1.02
Middle Georgia Regional	237,174	\$ 1,013,969.00	\$ 4.28	239,410	\$ 932,323.00	\$ 3.89	236,235	\$ 894,510.43	\$ 3.79
Mauldin-Cataulup County	48,479	\$ 152,375.17	\$ 3.14	48,320	\$ 250,019.34	\$ 5.27	47,839	\$ 134,411.05	\$ 2.82
Mountain Regional	81,173	\$ 323,982.87	\$ 3.99	82,848	\$ 303,705.02	\$ 3.65	57,920	\$ 281,745.15	\$ 4.86
Newton County	115,520	\$ 290,798.29	\$ 2.52	120,070	\$ 244,378.27	\$ 2.04	110,140	\$ 256,874.75	\$ 2.33
Northeast Georgia Regional	118,023	\$ 444,185.44	\$ 3.76	120,015	\$ 428,708.62	\$ 3.57	117,569	\$ 413,812.85	\$ 3.52
Northwest Georgia Regional	202,016	\$ 477,332.45	\$ 2.36	208,052	\$ 475,359.22	\$ 2.28	207,400	\$ 434,391.07	\$ 2.09
Ocmulgee Regional	74,340	\$ 540,202.33	\$ 7.27	75,052	\$ 467,366.89	\$ 6.23	83,071	\$ 479,813.64	\$ 5.78
Oconee Regional	92,642	\$ 574,679.96	\$ 6.21	93,654	\$ 570,052.82	\$ 6.09	92,264	\$ 580,061.82	\$ 6.29
Ochopsee Regional	78,015	\$ 454,893.43	\$ 5.83	79,034	\$ 404,298.74	\$ 5.12	80,456	\$ 330,014.14	\$ 4.10
Okefenokee Regional	91,967	\$ 482,518.33	\$ 5.25	92,580	\$ 448,530.23	\$ 4.86	94,535	\$ 424,187.10	\$ 4.48
Peach County	28,534	\$ 157,151.24	\$ 5.51	28,999	\$ 91,729.51	\$ 3.16	29,740	\$ 131,119.85	\$ 4.41
Piedmont Regional	170,027	\$ 496,963.00	\$ 2.92	175,640	\$ 491,672.76	\$ 2.80	162,220	\$ 475,533.39	\$ 2.93
Pine Mountain Regional	67,793	\$ 331,044.06	\$ 4.89	68,411	\$ 359,802.51	\$ 5.26	65,369	\$ 352,207.89	\$ 5.39
Roddenberry Memorial	26,827	\$ 178,554.80	\$ 6.59	27,273	\$ 172,424.48	\$ 6.32	25,865	\$ 159,249.81	\$ 6.16
Sara Hightower Regional	144,226	\$ 417,782.18	\$ 2.90	145,882	\$ 377,018.22	\$ 2.59	141,596	\$ 374,644.59	\$ 2.65
Savilla Regional	52,680	\$ 182,315.87	\$ 3.46	53,772	\$ 181,557.45	\$ 3.38	53,288	\$ 194,651.34	\$ 3.65
Scriven-Jenkins Regional	24,538	\$ 228,905.11	\$ 9.33	24,777	\$ 209,943.56	\$ 8.47	23,186	\$ 201,007.59	\$ 8.67
Sequoyah Regional	306,866	\$ 629,023.58	\$ 2.05	316,534	\$ 620,599.83	\$ 1.96	285,776	\$ 588,476.13	\$ 1.89
South Georgia Regional	125,756	\$ 371,890.73	\$ 2.96	128,061	\$ 371,024.30	\$ 2.90	134,337	\$ 374,772.77	\$ 2.79
Southwest Georgia Regional	45,744	\$ 401,595.12	\$ 8.78	46,169	\$ 382,519.48	\$ 8.29	43,433	\$ 360,470.62	\$ 8.99
Statesboro Regional	157,017	\$ 619,951.72	\$ 3.95	160,419	\$ 561,707.64	\$ 3.44	155,811	\$ 527,256.18	\$ 3.38
Thomas County	48,497	\$ 150,124.00	\$ 3.10	49,221	\$ 147,889.53	\$ 3.00	45,580	\$ 146,540.38	\$ 3.21
Three Rivers Regional	220,545	\$ 621,809.25	\$ 2.82	225,507	\$ 708,239.95	\$ 3.13	151,031	\$ 486,672.10	\$ 3.22
Troup-Harris Regional	102,339	\$ 301,322.82	\$ 2.94	104,663	\$ 318,862.06	\$ 3.05	104,875	\$ 321,051.54	\$ 3.06
Twin Lakes	49,189	\$ 153,734.11	\$ 3.13	49,844	\$ 145,450.58	\$ 2.88	47,536	\$ 101,887.88	\$ 2.15
Uncle Remus Regional	180,971	\$ 570,535.84	\$ 3.15	185,499	\$ 616,136.03	\$ 3.32	171,890	\$ 653,166.33	\$ 3.22
West Georgia Regional	469,101	\$ 819,406.43	\$ 1.75	483,111	\$ 827,979.63	\$ 1.71	465,338	\$ 796,801.21	\$ 1.69
Worth County	22,572	\$ 143,299.78	\$ 6.35	22,930	\$ 136,918.27	\$ 5.97	22,142	\$ 137,072.83	\$ 6.19
<b>Georgia State Totals</b>	<b>10,458,546</b>	<b>\$ 26,219,246</b>	<b>\$ 2.51</b>	<b>10,660,977</b>	<b>\$ 25,825,106</b>	<b>\$ 2.42</b>	<b>10,344,907</b>	<b>\$ 24,604,663</b>	<b>\$ 2.38</b>

State Average 2014 \$2.38  
 State Average 2013 \$2.42  
 State Average 2012 \$2.51

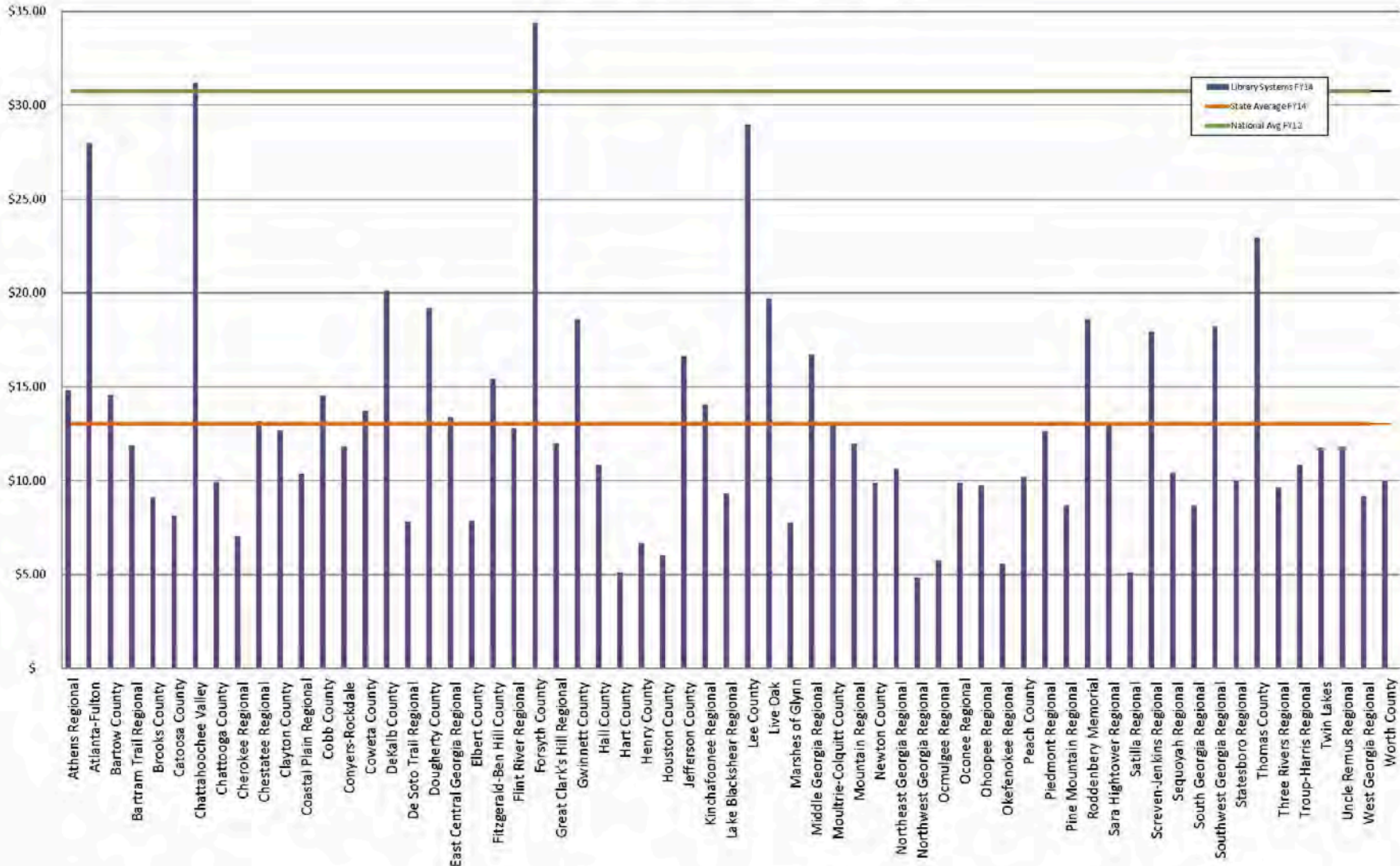
State Funding by Category for Georgia Public Libraries - FY 2012 - 2014

Library System	2012 - % Change from FY11 = -11%					2013 - % Change from FY12 = 3.4%					2014 - % Change from FY13 = 0.9%				
	State Funds Used for Salaries and Wages	State Funds Used for Salary Benefits	State Funds Used for Purchases of Books and Materials	State Funds Used for Other Regular Operating Costs	Total State Funded Operations	State Funds Used for Salaries and Wages	State Funds Used for Salary Benefits	State Funds Used for Purchases of Books and Materials	State Funds Used for Other Regular Operating Costs	Total State Funded Operations	State Funds Used for Salaries and Wages	State Funds Used for Salary Benefits	State Funds Used for Purchases of Books and Materials	State Funds Used for Other Regular Operating Costs	Total State Funded Operations
Athens Regional	\$ 466,808	\$ 140,076	\$ 26,664	\$ 68,830	\$ 702,379	\$ 526,858.78	\$ 153,381.83	\$ 26,664.36	\$ 10,000.00	\$ 718,905	\$ 572,595	\$ 158,602	\$ 26,664	\$ 10,161	\$ 768,022
Atlanta-Fulton	614,749	9,827	169,997	228,824	1,023,197	619,107.00	8,977.00	283,894.00	233,392.00	1,145,370	617,457	8,953	265,488	200,000	1,091,898
Bartow County	181,306	54,786	8,651	15,545	260,468	181,306.00	-9,965.00	11,956.00	18,689.00	262,116	181,306	55,127	11,816	31,791	280,040
Bartow Trail Regional	175,230	52,328	10,238	36,781	274,577	182,021.83	40,795.90	11,829.31	9,078.31	243,725	182,126	44,822	16,883	36,931	280,762
Brooks County	123,238	39,931	-	-	183,169	113,458.84	39,786.78	-	-	153,244	116,737	38,167	-	7,891	162,795
Calhoun County	64,402	19,481	-	20,850	104,743	59,896.66	14,422.11	375.09	73,045.04	147,740	44,984	12,539	20,666	63,032	141,222
Chattahoochee Valley	385,201	115,689	41,523	89,871	633,263	490,872.59	118,809.58	41,523.00	65,916.36	717,222	448,982	112,380	41,620	67,644	670,826
Chattooga County	66,308	20,087	4,734	49,349	140,468	66,307.68	17,163.14	22,102.15	29,592.47	135,169	66,308	18,944	16,968	46,279	148,497
Cherokee Regional	121,534	36,781	17,231	87,805	263,351	166,368.40	60,772.04	19,568.94	29,608.49	276,308	168,534	55,790	17,175	46,105	287,604
Chestatee Regional	103,692	31,896	-	71,472	207,059	166,676.21	31,207.06	6,691.21	-	204,774	170,299	36,384	-	18,105	223,784
Clayton County	327,093	38,368	29,060	49,065	443,585	326,549.48	40,607.24	50,006.90	49,223.32	468,387	271,028	40,030	44,998	49,979	406,035
Coastal Plain Regional	204,383	61,855	23,738	193,105	483,081	176,674.17	48,633.57	23,737.94	158,980.92	408,027	180,518	55,133	41,171	216,723	493,545
Cobb County	482,268	56,570	125,244	260,100	924,182	500,304.51	63,636.18	323,920.23	84,000.00	971,861	491,599	64,504	259,994	162,293	978,389
Conyers-Rockdale	62,403	18,842	-	67,628	148,872	102,643.12	29,473.46	-	71,667.95	203,785	48,184	16,732	-	71,642	136,557
Coweta County	137,809	16,185	23,150	51,062	228,185	136,115.18	15,969.11	50,288.00	46,410.42	248,783	139,681	19,178	49,339	52,663	260,861
DeKalb County	519,329	60,917	132,071	214,682	926,999	519,328.68	66,785.52	200,000.00	225,239.09	1,011,363	518,438	71,182	200,000	267,075	1,046,695
De Soto Trail Regional	207,651	62,843	-	43,481	313,975	207,650.52	-44,535.72	-	35,735.72	287,922	207,651	48,742	-	35,345	291,738
Dougherty County	180,788	48,681	14,632	1,330	225,411	139,052.07	35,714.10	15,678.55	-	190,445	76,914	26,577	15,900	-	119,392
East Central Georgia Regional	588,482	131,485	-	81,127	781,105	390,357.63	106,338.67	12,304.81	341,823.05	850,824	265,278	75,201	-	215,238	555,716
Elbert County	103,081	31,607	-	134,867	-	96,927.27	29,361.49	1,987.21	17,311.86	145,568	97,371	34,726	-	8,240	140,337
Fitzgerald-Ben Hill County	49,834	15,082	3,112	50,120	118,148	49,834.32	19,292.66	8,922.40	37,223.47	115,273	49,834	20,048	13,072	40,661	123,615
Flint River Regional	526,781	158,419	55,355	124,278	864,834	526,780.32	138,065.64	82,526.12	76,015.38	823,387	527,380	152,331	55,246	85,245	820,202
Forsyth County	242,309	76,080	-	53,205	371,594	244,679.94	62,671.98	69,202.52	26,250.00	402,804	237,701	73,100	65,435	31,873	408,109
Great Clark's Hill Regional	-	-	-	-	-	-	-	-	-	-	-	-	-	-	-
Gwinnett County	555,946	168,252	144,054	162,570	1,030,822	555,615.22	151,721.71	308,906.82	89,947.58	1,106,391	548,720	160,480	312,102	86,524	1,107,808
Hall County	244,520	74,002	34,897	240,550	373,968	244,519.00	61,909.00	34,897.00	39,968.00	381,294	244,520	63,921	30,496	53,329	352,266
Hart County	70,290	20,671	4,367	48,284	143,612	70,290.48	17,955.36	4,800.00	45,360.76	138,407	70,290	19,767	-	43,731	138,588
Henry County	242,982	73,536	36,716	23,154	376,388	227,431.23	55,876.87	28,504.13	54,498.95	366,281	232,133	62,220	37,500	37,716	369,619
Houston County	170,802	51,651	-	38,478	260,930	176,624.02	46,679.37	-	50,589.07	273,892	164,743	44,792	-	49,268	258,833
Jefferson County	96,404	28,549	-	124,953	-	102,321.27	23,088.73	-	4,218.41	129,628	106,279	24,704	-	-	130,953
Kincaid Regional	188,385	60,038	13,719	180,794	432,937	246,956.79	80,904.33	19,504.57	35,462.74	382,828	225,819	68,934	21,088	35,218	351,160
Lake Blackshear Regional	184,325	55,741	17,982	92,748	350,796	213,769.32	67,406.57	32,774.20	18,392.20	332,342	219,960	74,106	28,453	53,592	378,112
Lee County	97,148	28,674	-	2,029	127,852	113,338.00	31,724.50	-	4,973.09	150,036	70,290	19,740	22,842	27,900	140,772
Live Oak	440,373	128,434	69,638	182,988	816,633	556,270.00	168,936.00	144,208.00	29,293.00	898,707	441,771	107,101	146,895	200,051	895,908
Marshes of Glynn	-	-	-	-	-	-	-	-	-	-	-	-	-	-	-
Middle Georgia Regional	634,023	184,686	48,481	27,128	894,288	634,023.00	153,793.00	-	144,607.00	932,323	565,562	149,985	23,083	216,452	955,082
Moultrie-Colquitt County	70,290	21,273	-	5,812	97,375	93,750.00	29,888.28	-	9,879.56	133,518	93,750	33,104	-	18,416	145,270
Mountain Regional	235,550	72,991	-	15,442	323,983	228,915.02	68,953.86	-	5,636.12	303,705	207,248	73,968	-	35,572	316,787
Newton County	196,645	59,513	-	24,640	280,798	166,617.49	44,353.45	-	33,408.33	244,379	173,380	54,153	-	136,129	363,662
Northwest Georgia Regional	238,799	74,529	12,313	118,554	444,195	248,631.51	73,942.91	31,862.83	74,271.37	428,709	231,874	76,221	38,254	67,465	413,813
Northwest Georgia Regional	192,774	60,751	38,114	185,694	477,332	189,095.13	66,362.72	67,076.64	113,206.57	435,741	209,496	71,064	76,822	76,999	434,381
Ocmulgee Regional	344,077	104,131	10,000	81,994	540,202	310,518.41	78,218.50	10,000.00	77,679.19	476,416	311,791	83,273	10,000	74,750	479,814
Oconee Regional	285,873	80,464	22,555	90,396	459,287	326,327.54	105,576.82	30,955.00	107,191.46	570,053	328,724	119,021	39,084	133,598	620,427
Ochopree Regional	311,714	95,192	18,746	29,042	454,693	287,438.38	76,627.73	30,383.42	9,849.21	404,299	228,678	80,665	20,671	32,534	362,548
Okfenokee Regional	239,313	71,630	22,553	149,022	482,518	308,005.96	88,306.78	9,432.20	43,785.29	449,530	275,478	99,695	7,426	41,568	424,167
Peach County	112,243	37,228	4,228	3,452	157,151	61,760.37	22,964.04	1,436.45	5,568.05	91,730	96,213	33,907	5,000	38,014	168,634
Piedmont Regional	278,279	83,613	32,425	104,636	496,953	329,754.18	115,854.92	17,687.86	28,375.81	491,673	342,676	111,221	17,688	11,775	463,960
Pine Mountain Regional	221,222	65,758	17,061	27,003	331,044	246,842.94	67,231.87	19,543.85	26,163.85	359,803	240,973	70,897	20,770	51,633	384,273
Roddenberry Memorial	134,605	41,221	-	729	176,555	129,668.70	27,771.12	-	984.32	14,000.34	129,779	29,267	-	15,789	174,835
Sara Hightower Regional	154,172	48,260	25,887	59,924	288,242	100,176.63	52,683.83	38,201.52	95,754.24	377,016	175,822	60,050	41,855	123,184	400,911
Satilla Regional	91,722	27,317	-	63,281	182,320	110,454.19	32,045.19	31,155.15	7,602.91	181,567	111,674	39,751	25,545	17,681	194,651
Scriven-Jenkins Regional	140,261	42,455	-	46,169	228,890	161,135.08	39,961.47	7,805.76	1,041.25	209,944	123,626	38,247	-	56,645	218,718
Sequoyah Regional	318,833	69,286	55,202	165,723	629,024	372,902.27	77,561.76	35,670.59	134,464.31	620,599	356,334	63,507	38,009	236,060	713,910
South Georgia Regional	214,013	66,434	19,000	72,245	371,691	209,053.40	62,832.64	18,965.06	80,373.20	371,024	208,524	66,184	61,207	357,889	
Southwest Georgia Regional	177,780	53,803	-	50,632	282,115	201,288.92	69,520.16	20,681.81	91,028.59	382,519	260,065	84,757	3,105	88,825	426,752
Statesboro Regional	385,514	115,011	-	119,427	619,952	430,527.10	101,536.33	19,644.21	-	551,708	421,806	105,650	-	527,256	
Thomas County	68,270	20,681	8,176	53,017	150,124	68,269.56	34,353.80	8,147.42	37,117.75	147,889	68,270	24,096	13,228	51,643	157,237
Three Rivers Regional	189,501	50,163	46,403	355,652	621,808	384,240.60	152,002.47	18,737.33	227,423.06	702,403	151,884	39,400	285,388	486,672	
Troup-Harris Regional	185,594	51,151	20,066	44,571	301,329	187,411.60	50,849.16	30,672.67							

## Local Funding for Georgia's Public Libraries

- Local funding (including one-time and capital funding) for Georgia's public libraries varied widely across the state in FY14, ranging from \$4.82 to \$34.36. Local funding in FY13 ranged from \$4.21 to \$38.64 per capita.
- The majority of the public library systems in Georgia received local funding that was below the statewide average of \$12.93.
- Local funding for all but two (Forsyth County Public Library and Chattahoochee Valley Regional Libraries) of the 63 Georgia library systems was below the national average FY12 of \$30.74.
- Three public library systems (Brooks County Public Library, Hart County Library System, and Ocmulgee Regional Library System) received less local funding than state funding.
- 81.8% of funding for public libraries in Georgia came from local sources.

### Local Funding Per Capita FY 2014





Local Funding Per Capita for Georgia Public Libraries - FY 2012 - 2014

Library System	2012			2013			2014			
	Population	Total Local Funding	Per Capita	Population	Total Local Funding	Per Capita	Population	Total Local Funding	Per Capita	
Athens Regional	226,120	\$ 3,098,845	\$ 13.70	230,121	\$ 3,222,667	\$ 14.00	225,833	\$ 3,347,686	\$ 14.82	
Atlanta-Fulton	1,071,635	32,169,829	30.02	1,085,024	29,871,542	27.53	995,984	27,856,015	27.97	
Bartow County	107,257	1,525,144	14.22	110,632	1,537,141	13.89	108,201	1,575,864	14.56	
Bartram Trail Regional	35,597	372,261	10.46	36,056	414,768	11.50	34,725	412,228	11.87	
Brooks County	16,872	137,857	8.17	16,982	205,113	12.08	16,570	150,696	9.09	
Catoosa County	69,096	633,824	9.17	70,780	641,598	9.06	67,318	545,191	8.10	
Chattahoochee Valley	227,076	6,537,632	28.79	230,822	6,678,882	28.94	225,186	7,023,586	31.19	
Chattooga County	28,000	233,380	8.33	28,333	240,065	8.47	26,579	263,148	9.90	
Cherokee Regional	84,865	684,566	8.07	85,896	618,555	7.20	87,589	615,346	7.03	
Cherokee Regional	55,336	780,114	14.10	56,985	751,480	13.19	57,167	751,882	13.15	
Clayton County	283,305	2,887,419	10.19	285,734	2,882,443	10.44	272,187	3,446,313	12.66	
Coastal Plain Regional	99,204	1,004,355	10.12	100,109	1,012,983	10.12	98,774	1,025,076	10.38	
Cobb County	743,357	9,807,633	13.19	755,207	9,517,952	12.60	732,504	10,653,071	14.54	
Conyers-Rockdale	81,314	1,101,868	12.07	93,431	1,029,750	11.02	91,500	1,080,729	11.81	
Coweta County	139,388	2,018,427	14.48	143,880	1,974,204	13.74	140,999	1,933,800	13.72	
DeKalb County	783,119	14,273,826	18.23	794,820	14,468,663	18.20	721,520	14,516,320	20.12	
De Soto Trail Regional	40,516	313,132	7.73	40,772	285,105	6.99	38,051	297,587	7.82	
Dougherty County	96,268	2,142,917	22.26	96,401	1,842,057	19.11	97,331	1,866,621	19.18	
East Central Georgia Regional	369,402	3,995,228	10.84	374,200	4,706,745	12.58	234,310	3,129,256	13.36	
Elbert County	20,735	155,248	7.49	20,799	183,527	7.86	20,247	158,156	7.86	
Fitzgerald-Ben Hill County	18,385	298,920	16.26	18,581	293,816	15.81	18,092	278,590	15.40	
Flint River Regional	282,945	3,048,668	10.77	290,657	3,082,591	10.61	289,759	3,446,681	12.78	
Forsyth County	197,609	5,006,838	25.34	205,178	7,928,268	38.64	204,585	7,030,389	34.36	
Great Clark's Hill Regional							147,943	1,775,018	12.00	
Gwinnett County	857,588	17,802,418	20.83	874,489	17,045,206	19.49	881,721	16,588,807	18.60	
Hall County	210,829	2,331,755	11.07	217,616	2,098,946	9.65	196,893	2,131,374	10.82	
Hart County	25,978	125,467	4.83	26,431	134,007	5.07	25,723	131,314	5.10	
Henry County	222,226	1,577,323	7.10	230,273	1,477,642	6.42	230,973	1,535,493	6.65	
Houston County	142,599	880,158	6.17	144,880	899,564	6.20	151,582	912,620	6.02	
Jefferson County	16,432	249,468	15.18	16,430	310,236	18.88	17,256	286,490	16.60	
Kinchafoonee Regional	31,972	459,381	14.37	32,010	450,404	14.07	32,515	456,234	14.03	
Lake Blackshear Regional	73,380	597,318	8.14	74,208	757,431	10.21	78,425	730,622	9.32	
Lee County	38,496	595,750	15.48	39,765	836,663	21.04	30,127	872,779	28.97	
Live Oak	391,279	7,512,093	19.20	398,879	7,852,728	19.69	406,815	8,009,088	19.69	
Marshes of Glynn							83,649	547,483	7.74	
Middle Georgia Regional	237,174	3,883,056	16.37	239,410	3,841,741	16.05	236,235	3,951,570	16.73	
Moultrie-Colquitt County	48,479	582,081	12.01	49,320	623,414	12.64	47,838	617,226	12.96	
Mountain Regional	61,173	662,907	10.84	62,848	686,848	10.93	57,920	691,918	11.95	
Newton County	115,520	1,089,672	9.52	120,070	1,113,841	9.28	110,140	1,087,337	9.87	
Northeast Georgia Regional	118,023	1,244,511	10.54	120,015	1,246,433	10.38	117,568	1,247,847	10.61	
Northwest Georgia Regional	202,016	1,030,781	5.10	208,052	994,892	4.83	207,400	998,762	4.82	
Ocmulgee Regional	74,340	485,815	6.57	75,052	488,053	6.48	83,071	475,729	5.73	
Oconee Regional	82,542	989,069	10.89	93,054	1,004,412	10.72	92,264	909,275	9.86	
Ophoree Regional	78,015	548,706	7.03	79,034	332,456	4.21	80,456	784,020	9.74	
Okefenokee Regional	81,967	502,738	5.47	82,560	483,948	5.23	84,635	528,136	5.58	
Peach County	28,534	317,222	11.12	28,999	320,241	11.04	29,740	303,410	10.20	
Piedmont Regional	170,027	1,529,159	8.99	175,840	1,727,285	9.83	162,220	2,048,198	12.61	
Pine Mountain Regional	67,793	535,891	7.90	68,411	562,808	8.23	65,369	566,786	8.67	
Roddenberry Memorial	26,827	470,687	17.55	27,273	466,476	17.10	25,895	481,088	18.60	
Sara Hightower Regional	144,226	2,069,808	14.35	145,862	1,845,970	13.34	141,598	1,838,477	12.98	
Satilla Regional	52,680	277,023	5.26	53,772	269,599	5.01	53,298	272,316	5.11	
Screven-Jenkins Regional	24,536	458,232	18.68	24,777	463,353	18.70	23,186	415,338	17.91	
Sequoyah Regional	306,966	3,040,851	9.91	316,534	2,907,437	9.18	295,779	3,074,567	10.39	
South Georgia Regional	125,756	1,197,404	9.52	128,061	1,165,622	9.10	134,337	1,165,741	8.68	
Southwest Georgia Regional	45,744	771,749	16.87	46,169	782,443	16.95	43,433	791,188	18.22	
Statesboro Regional	167,017	1,519,806	9.08	160,419	1,528,221	9.53	156,811	1,553,396	9.97	
Thomas County	46,487	987,828	20.57	49,221	993,849	20.19	45,590	1,045,248	22.93	
Three Rivers Regional	220,545	1,785,370	8.10	225,507	1,642,539	7.28	151,031	1,453,198	9.62	
Troup-Harris Regional	102,339	825,001	8.06	104,663	913,400	8.73	104,875	1,134,232	10.82	
Twin Lakes	49,189	568,196	11.51	49,844	553,715	11.11	47,336	555,349	11.73	
Uncle Remus Regional	180,971	1,487,564	8.22	185,488	1,806,501	9.74	171,890	2,029,444	11.81	
West Georgia Regional	469,101	4,143,773	8.83	483,111	4,257,616	8.81	465,338	4,262,473	9.16	
Worth County	22,572	213,986	9.48	22,930	217,709	9.49	22,142	220,998	9.98	
<b>Georgia State Totals</b>	<b>10,459,548</b>	<b>\$ 157,405,556</b>	<b>\$ 15.05</b>	<b>10,660,977</b>	<b>\$ 158,671,683</b>	<b>\$ 14.88</b>	<b>10,344,907</b>	<b>\$ 159,983,820</b>	<b>\$ 15.46</b>	
									<b>Georgia Average FY14</b>	<b>\$ 12.93</b>

<b>Local and State Governmental Funding Ratios for Georgia Public Libraries - FY 2014</b>				
<b>Library System</b>	<b>Total Local Funding</b>	<b>% Local</b>	<b>Total State Funding</b>	<b>% State</b>
Athens Regional	\$ 3,347,686	81.34%	\$ 768,022	18.66%
Atlanta-Fulton	27,856,015	96.23%	1,091,898	3.77%
Bartow County	1,675,864	85.68%	263,363	14.32%
Bartram Trail Regional	412,228	61.52%	257,817	38.48%
Brooks County	150,696	49.31%	154,904	50.69%
Catoosa County	545,191	80.93%	128,426	19.07%
Chattahoochee Valley	7,023,586	91.28%	670,826	8.72%
Chattoga County	263,149	66.05%	136,269	33.95%
Cherokee Regional	615,346	69.77%	266,559	30.23%
Chesatee Regional	751,882	78.52%	206,683	21.48%
Clayton County	3,446,313	89.46%	406,035	10.54%
Coastal Plain Regional	1,025,076	69.76%	444,326	30.24%
Cobb County	10,653,071	91.59%	978,389	8.41%
Conyers-Rockdale	1,080,729	88.78%	136,557	11.22%
Coweta County	1,933,800	88.11%	260,861	11.89%
DeKalb County	14,516,320	93.73%	970,682	6.27%
De Soto Trail Regional	297,587	50.50%	291,738	49.50%
Dougherty County	1,866,621	93.99%	119,392	6.01%
East Central Georgia Regional	3,129,256	84.92%	555,716	15.08%
Elbert County	159,156	54.65%	132,097	45.35%
Fitzgerald-Ben Hill County	278,590	70.68%	115,577	29.32%
Flint River Regional	3,446,681	80.79%	920,202	19.22%
Forsyth County	7,030,399	94.92%	376,236	5.08%
Great Clark's Hill Regional	1,775,018	84.26%	331,675	15.74%
Gwinnett County	16,588,807	93.74%	1,107,808	6.26%
Hall County	2,131,374	85.31%	366,934	14.69%
Hart County	131,314	48.65%	138,588	51.35%
Henry County	1,535,493	80.60%	369,618	19.40%
Houston County	912,620	77.90%	258,833	22.10%
Jefferson County	286,490	68.63%	130,953	31.37%
Kinchafoonee Regional	456,234	56.53%	350,768	43.47%
Lake Blackshear Regional	730,622	68.03%	343,374	31.97%
Lee County	872,779	86.11%	140,772	13.89%
Live Oak	8,009,088	89.94%	895,908	10.06%
Marshes of Glynn	647,483	88.37%	85,229	11.63%
Middle Georgia Regional	3,951,570	81.54%	894,510	18.46%
Moultrie-Colquitt County	617,226	82.12%	134,411	17.88%
Mountain Regional	691,918	71.06%	281,745	28.94%
Newton County	1,087,337	80.89%	256,875	19.11%
Northeast Georgia Regional	1,247,847	75.10%	413,813	24.90%
Northwest Georgia Regional	998,792	69.69%	434,381	30.31%
Ocmulgee Regional	475,729	49.79%	479,814	50.21%
Oconee Regional	909,275	61.05%	580,062	38.95%
Ochopee Regional	784,020	70.38%	330,014	29.62%
Okefenokee Regional	528,136	55.46%	424,167	44.54%
Peach County	303,410	69.82%	131,120	30.18%
Piedmont Regional	2,046,198	80.89%	483,360	19.11%
Pine Mountain Regional	566,786	61.67%	352,208	38.33%
Roddenbery Memorial	481,088	75.13%	159,250	24.87%
Sara Hightower Regional	1,838,477	83.07%	374,645	16.93%
Savilla Regional	272,318	58.32%	194,651	41.68%
Screven-Jenkins Regional	415,338	67.39%	201,008	32.61%
Sequoyah Regional	3,074,567	83.93%	588,479	16.07%
South Georgia Regional	1,165,741	75.67%	374,773	24.33%
Southwest Georgia Regional	791,189	66.96%	390,471	33.04%
Statesboro Regional	1,553,386	74.66%	527,256	25.34%
Thomas County	1,045,248	87.70%	148,540	12.30%
Three Rivers Regional	1,453,158	74.91%	486,672	25.09%
Troup-Harris Regional	1,134,232	77.94%	321,051	22.06%
Twin Lakes	555,349	84.50%	101,888	15.50%
Uncle Remus Regional	2,029,444	78.58%	553,166	21.42%
West Georgia Regional	4,262,473	84.42%	786,801	15.58%
Worth County	220,998	61.72%	137,073	38.28%
<b>Georgia Totals</b>	<b>\$ 159,983,820.19</b>	<b>86.67%</b>	<b>\$ 24,611,242.90</b>	<b>13.33%</b>

# State and Local Funding for Library Facilities

## Georgia's Public Library Planning and Construction Program

- A match program assisting in new library construction as well as renovations and additions sponsored by Georgia State Financing and Investment Commission for funding for construction of public libraries and implementation of capital outlay programs
- Helped fund over 55 projects in 45 counties
- Completed over 50 projects since 2005 with an additional 25 projects in the planning process
  - 13 central libraries and 45 branch libraries
  - 30 new libraries and 28 additions and/or renovated libraries
- Total grant funding between FY05 and FY15 has been approximately \$85 million
- Total local match funding between FY05 and FY15 has been approximately \$113 million
- Total project costs have been approximately \$200 million

## Maintenance Repair and Renovation (MR&R) program

- FY 2015 - Granted \$1.675 million matched with \$2.35 million in local contributions and currently assisting over 35 libraries
  - 45 individual projects in 29 counties
- FY 2014 - Granted \$1.995 million matched with \$2.39 million in local contributions and currently assisting over 45 libraries
  - 56 individual projects in 32 counties
- FY 2013 - Assisted 70 projects in 31 counties. Grants totaling \$1.99 million with local matches of \$2.81 million.

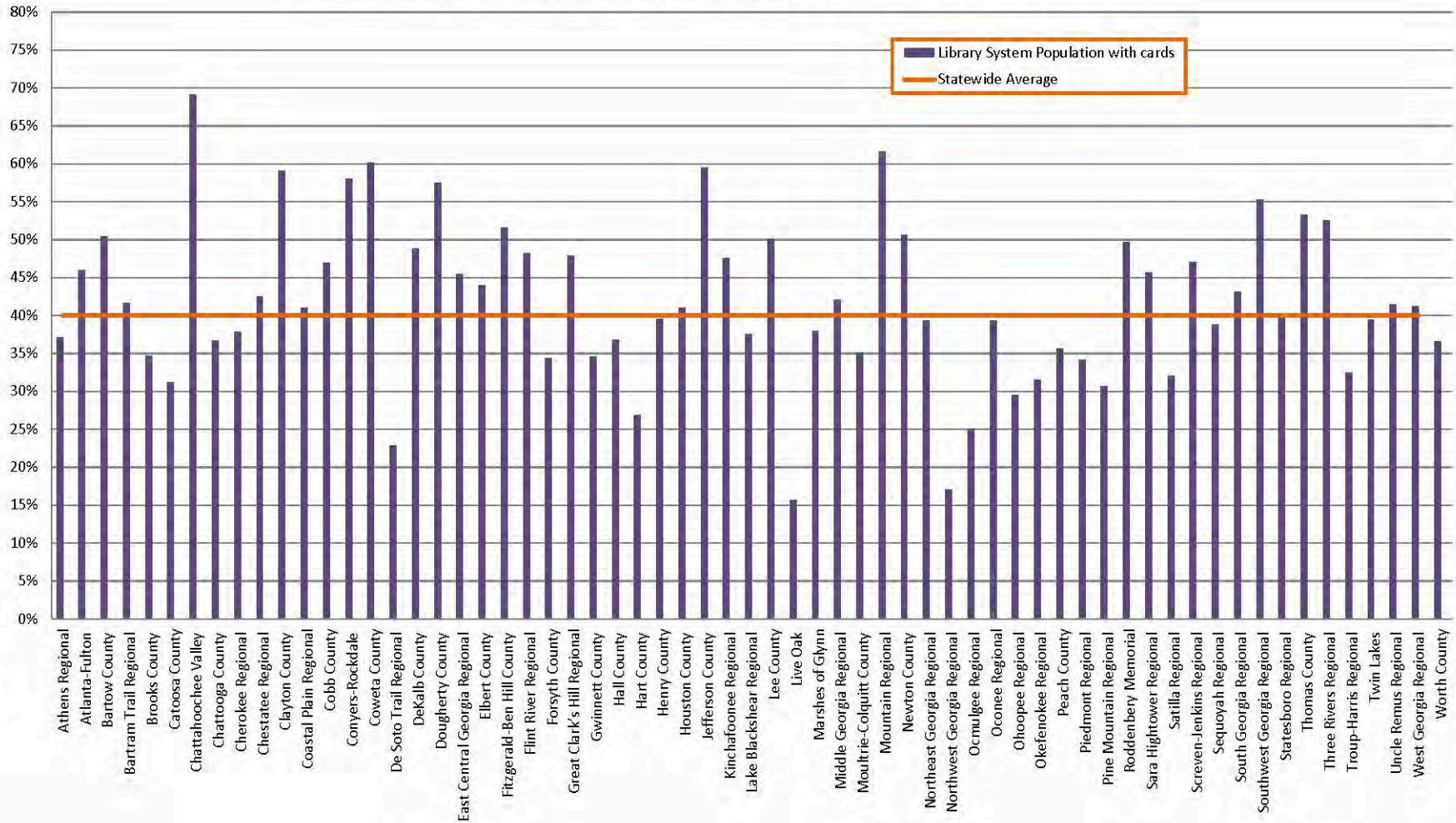
**GPLS Library Construction Data Sheet 2005 - 2015**

Library System	Project Name	C=Central B=Branch	N=New A=Add.	City	County	State Share	Local Share	Total Project Cost
1 Athens Regional	Madison County Library	B	N	Danielsville	Madison	\$1,500,000	\$424,889	\$1,924,889
2 Bartow County	Euharlee Branch Library	B	N	Euharlee	Bartow	\$840,000	\$250,000	\$1,090,000
3 Chattahoochee Valley Regional	Mildred L. Terry Branch Library	D	N	Columbus	Muscogee	\$500,000	\$2,000,000	\$2,500,000
4 Coweta County Public	East Coweta County Library	C	N	Newman	Coweta	\$2,000,000	\$4,000,000	\$6,000,000
5 Coweta County Public	Grantville Public Library	B	N	Grantville	Coweta	\$665,714	\$500,000	\$1,165,714
6 Coweta County Public	Senolia Public Library	B	N	Senolia	Coweta	\$1,228,571	\$500,000	\$1,728,571
7 DeKalb County Public	DeKalb County Central Library Annex	C	N	Unincorporated Area	DeKalb	\$2,000,000	\$4,002,857	\$6,002,857
8 East Central Georgia Regional	Central Library	C	N	Augusta	Richmond	\$2,000,000	\$15,800,000	\$17,800,000
9 Flint River Regional	Tyrone Public Library	B	N	Tyrone	Fayette	\$1,270,000	\$850,000	\$2,220,000
10 Flint River Regional	Milner Public Library	B	N	Milner	Lamar	\$780,000	\$218,867	\$998,867
11 Forsyth County Public	Post Road Branch Library	D	N	Cumming	Forsyth	\$2,000,000	\$2,051,667	\$4,051,667
12 Forsyth County Public	West Forsyth Library	B	N	Cumming	Forsyth	\$2,000,000	\$4,785,750	\$6,785,750
13 Gwinnett County Public	Hamilton Mill Branch (Daquila)	B	N	Decula	Gwinnett	\$2,000,000	\$9,122,000	\$11,122,000
14 Hall County Public	Flowery Branch	B	N	Flowery Branch	Hall	\$2,000,000	\$3,028,572	\$5,028,572
15 Lee County	Oakland Library	D	N	Laesburg	Lee	\$2,000,000	\$1,864,286	\$3,864,286
16 Live Oak Public	New South Chatham County Library	B	N	Savannah	Chatham	\$2,000,000	\$11,030,528	\$13,030,528
17 Middle Georgia Regional	Twiggs County Public	B	N	Jeffersonville	Twiggs	\$1,150,000	\$350,000	\$1,500,000
18 Middle Georgia Regional	South Bibb County Branch	B	N	Macon	Bibb	\$2,500,000	\$2,000,000	\$4,500,000
19 Newton County	Porter Memorial Branch Library	B	N	Unincorporated Area	Newton	\$2,000,000	\$3,014,288	\$5,014,288
20 Okefenokee Regional	Pierce County Public Library	B	N	Blackshear	Pierce	\$1,850,000	\$750,000	\$2,600,000
21 Piedmont Regional	Auburn Public Library	D	N	Auburn	Bartow	\$810,000	\$600,000	\$1,410,000
22 Piedmont Regional Library	Jefferson Library	B	N	Jefferson	Jackson	\$2,000,000	\$2,821,000	\$4,821,000
23 Satilla Regional	Jeff Davis Public Library	D	N	Hazlehurst	Jeff Davis	\$1,145,000	\$2,000,000	\$3,145,000
24 Sequoyah Regional	Gilmer County Public Library	B	N	Elijah	Gilmer	\$2,000,000	\$2,000,000	\$4,000,000
25 Troup Harris Regional	Hogansville Public Library	B	N	Hogansville	Troup	\$2,000,000	\$1,215,000	\$3,215,000
26 Uncle Remus Regional	Walnut Grove Library	B	N	Walnut Grove	Walton	\$1,250,500	\$450,500	\$1,701,000
27 West Georgia Regional	Ephesus Public Library	D	N	Ephesus	Heard	\$652,085	\$151,048	\$803,133
28 West Georgia Regional	Fairplay Public Library	B	N	Unincorporated Area	Douglas	\$2,000,000	\$1,857,143	\$3,857,143
29 West Georgia Regional	North Paulding Public Library	B	N	Unincorporated Area	Paulding	\$1,545,239	\$587,618	\$2,142,857
30 West Georgia Regional	Villa Rica Library	B	N	Villa Rica	Carroll	\$500,000	\$1,215,000	\$1,715,000
31 Athens Regional	Athens-Clarke County Library	C	A	Athens	Clarke	\$2,000,000	\$8,215,240	\$10,215,240
32 Athens Regional	Royston Public Library	B	A	Royston	Franklin	\$1,268,214	\$468,224	\$1,736,438
33 Cherokee Regional	LaFayette-Walker County Public	C	A	La Fayette	Walker	\$2,000,000	\$1,098,571	\$3,098,571
34 Cherokee Regional	Chickamauga	B	A	Chickamauga	Walker	\$590,000	\$257,525	\$847,525
35 Cherokee Regional	Dade County Public Library	D	A	Trenton	Dade	\$675,000	\$163,333	\$838,333
36 Clayton County	Forest Park Branch Library	B	A	Forest Park	Clayton	\$2,000,000	\$2,571,429	\$4,571,429
37 Coastal Plain Regional	Tifton-Tift County Public Library	B	A	Tifton	Tift	\$1,785,000	\$1,500,000	\$3,285,000
38 Cobb County Public	Mountain View Regional Library	B	A	Marietta	Cobb	\$325,000	\$67,000	\$392,000
39 Conyers-Rockdale	Conyers-Rockdale Central Library	C	A	Conyers	Rockdale	\$2,000,000	\$3,294,715	\$5,294,715
40 Flint River Regional Library	Barnesville-Lamar County Library	B	A	Barnesville	Lamar	\$1,385,000	\$583,000	\$1,968,000
41 Forsyth County Public	Forsyth County Central Expansion	C	A	Cumming	Forsyth	\$2,000,000	\$2,000,000	\$4,000,000
42 Henry County	Henry County Public Library	C	A	McDonough	Henry	\$1,035,000	\$850,000	\$1,885,000
43 Houston County Public	Perry Public	C	A	Perry	Houston	\$1,800,000	\$800,535	\$2,600,535
44 Houston County Public	Centerville Branch Library	B	A	Centerville	Houston	\$2,000,000	\$1,450,000	\$3,450,000
45 Mountain Regional	Mountain Regional Library	C	A	Young Harris	Towns	\$900,000	\$100,000	\$1,000,000
46 Mountain Regional	Union County Public	B	A	Blairsville	Union	\$1,885,000	\$885,357	\$2,770,357
47 Mountain Regional	Towns County Public Library	D	A	Hiwassee	Towns	\$900,000	\$100,000	\$1,000,000
48 Northeast Georgia Regional	Rabun County Public Library	B	A	Clayton	Rabun	\$450,000	\$54,588	\$504,588
49 Piedmont Regional	Commerce Public Library	B	A	Commerce	Jackson	\$1,516,071	\$583,036	\$2,099,107
50 Sara Hightower Regional	Rockmart Library	B	A	Rockmart	Polk	\$1,850,000	\$774,750	\$2,624,750
51 Sequoyah Regional	R. T. Jones Memorial Library	C	A	Canton	Cherokee	\$1,052,207	\$352,007	\$1,404,214
52 Thomas County Public	Thomas County Central Library	C	A	Thomasville	Thomas	\$2,000,000	\$2,882,714	\$4,882,714
53 Three Rivers Regional	St. Mary's Public Library	B	A	St. Marys	Camden	\$863,367	\$256,603	\$1,120,050
54 Uncle Remus Regional	Morgan County Library	C	A	Madison	Morgan	\$2,000,000	\$825,147	\$2,825,147
55 Uncle Remus Regional	Greene County Library	B	A	Greensboro	Greene	\$1,810,050	\$1,005,050	\$2,815,100
56 Uncle Remus Regional	Jasper County Library	B	A	Monticello	Jasper	\$1,031,619	\$340,809	\$1,372,428
57 West Georgia Regional	Tallapoosa Public Library	B	A	Tallapoosa	Harris	\$400,000	\$42,857	\$442,857
58 West Georgia Regional	Warren P. Sowell	B	A	Bremen	Harris	\$1,355,000	\$400,000	\$1,755,000
						<b>\$84,423,647</b>	<b>\$112,961,160</b>	<b>\$197,384,807</b>

## Library Cards and Circulation in FY 2014

- 4,164,735 individuals held public library cards in FY14. The latest Georgia QuickFacts from the U.S. Census reported a total of 3,518,097 Georgia households; an average of 1.19 registered public library patrons per Georgia household.
- Over 43% of all Georgians are registered public library patrons.
- Library systems that participate in Georgia Public Library Service's PINES automation and lending network counted 2,302,968 active PINES library cards as of June 30, 2014.
- More than half of all registered public library patrons in Georgia live in a county that is part of a library system that participates in PINES.
- Georgia libraries circulated 39 million library items or 3.77 items per capita in FY14. The national average (FY12) for circulation per capita was 8.0.

## Percentage of Library System Population with Library Cards - FY 2014

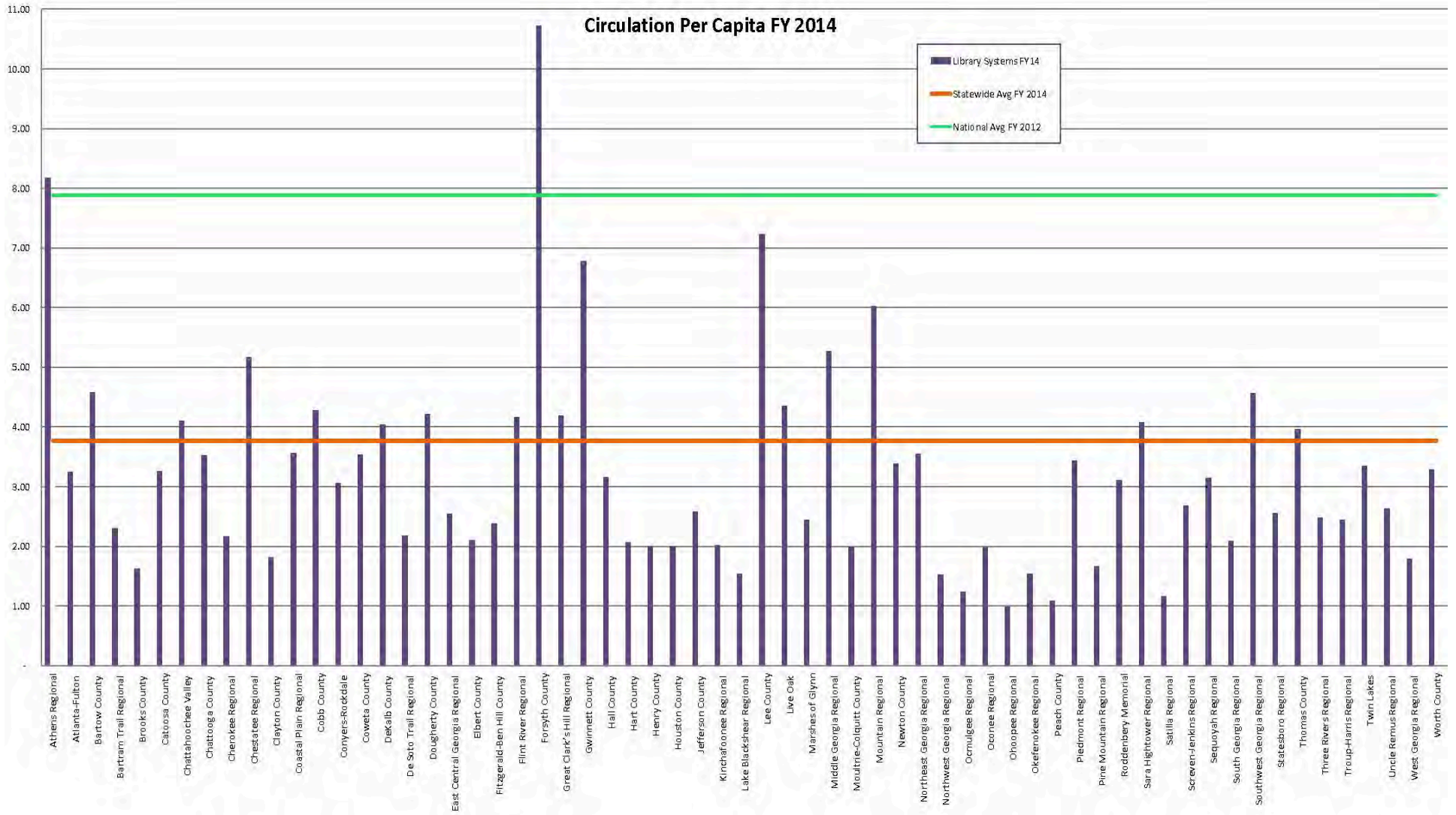


\*Northwest Georgia Regional Library System began reregistering users and issuing new library cards when it migrated to PINES in 2010.

Population with Library Cards in Georgia Public Libraries - FY 2012-2014

Library System	2012			2013			2014			Percentage Change from 2013 to 2014
	Card holders	Population	Per Capita	Card holders	Population	Per Capita	Card holders	Population	Per Capita	
Athens Regional	106,975	226,120	0.47	114,257	230,121	0.50	83,730	225,833	0.37	-25%
Atlanta-Fulton	448,753	1,071,635	0.42	513,751	1,085,024	0.47	456,307	995,994	0.46	-3%
Bartow County	50,414	107,257	0.47	52,008	110,632	0.47	54,532	108,201	0.50	7%
Bartram Trail Regional	17,746	35,597	0.50	18,612	36,056	0.52	14,475	34,725	0.42	-19%
Brooks County	7,815	16,872	0.45	7,874	16,987	0.48	5,743	16,570	0.35	-25%
Catoosa County	17,663	69,099	0.28	19,743	70,780	0.29	20,992	67,316	0.31	12%
Chattahoochee Valley	150,151	227,078	0.68	144,837	230,827	0.63	155,615	225,186	0.69	10%
Chattanooga	12,831	28,000	0.46	13,596	38,133	0.49	9,742	26,579	0.37	-34%
Cherokee Regional	42,281	84,865	0.50	44,441	85,896	0.52	33,150	87,589	0.38	-27%
Chestatee Regional	31,812	56,336	0.57	33,272	56,985	0.58	24,280	57,167	0.42	-27%
Clayton County	200,978	293,305	0.71	213,233	285,734	0.75	180,841	272,197	0.59	-21%
Coastal Plain Regional	46,948	99,204	0.47	49,701	100,109	0.50	40,631	98,774	0.41	-17%
Cobb County	345,097	743,357	0.46	344,389	755,207	0.48	344,170	732,504	0.47	3%
Conyers-Rockdale	63,296	91,314	0.69	67,690	93,431	0.72	53,049	91,500	0.58	-20%
Coweta County	68,277	139,389	0.49	75,901	143,680	0.53	84,771	140,969	0.60	14%
De Soto Trail Regional	183,769	783,118	0.23	184,565	794,820	0.21	164,520	721,520	0.23	10%
DeKalb County	17,623	40,516	0.43	18,317	40,772	0.45	18,572	39,051	0.49	9%
Dougherty County	71,442	98,269	0.74	72,031	96,401	0.75	55,939	97,331	0.57	-23%
East Central Georgia Regional	217,563	368,402	0.58	230,769	374,300	0.62	106,609	234,310	0.45	-26%
Elbert County	10,069	20,735	0.49	10,867	20,799	0.52	8,902	20,247	0.44	-16%
Fitzgerald-Ben Hill County	12,676	18,385	0.68	13,235	18,581	0.71	9,333	18,092	0.52	-28%
Flint River Regional	161,831	282,945	0.57	189,836	290,657	0.65	130,032	269,759	0.48	-26%
Forsyth County	68,080	197,609	0.34	69,893	205,178	0.34	70,363	204,585	0.34	1%
Great Clark's Hill Regional							70,822	147,843	0.48	
Gwinnett County	310,570	867,586	0.36	289,538	874,489	0.33	308,474	891,721	0.35	4%
Hall County	104,581	210,629	0.50	103,853	217,816	0.48	72,567	196,993	0.37	-23%
Hart County	9,423	25,978	0.36	9,850	26,431	0.37	6,922	25,723	0.27	-28%
Henry County	110,475	222,226	0.50	116,894	230,715	0.51	91,272	230,973	0.40	-22%
Houston County	81,648	142,599	0.57	86,092	144,980	0.59	62,153	151,582	0.41	-31%
Jefferson County	9,291	16,432	0.57	9,814	16,430	0.60	10,271	17,256	0.60	0%
Kirchafoonee Regional	19,740	31,972	0.62	20,643	32,010	0.64	15,480	32,515	0.48	-26%
Lake Blackshear Regional	25,825	73,380	0.35	28,113	74,208	0.38	29,403	78,425	0.37	-1%
Lee County	17,253	38,496	0.45	13,551	39,765	0.34	15,100	30,127	0.50	47%
Live Oak	47,447	391,279	0.12	65,858	398,879	0.17	63,711	406,815	0.16	-5%
Marshes of Glynn							31,741	83,648	0.38	
Middle Georgia Regional	123,578	237,174	0.52	130,291	239,410	0.54	99,333	236,235	0.42	-23%
Moultrie-Colquitt County	21,308	48,479	0.44	22,447	49,320	0.48	16,669	47,638	0.36	-23%
Mountain Regional	31,705	61,173	0.52	32,303	62,848	0.51	35,716	57,820	0.62	20%
Newton County	64,722	115,520	0.56	67,894	120,070	0.57	55,818	110,140	0.51	-10%
Northwest Georgia Regional	59,647	118,023	0.51	62,432	120,015	0.52	46,247	117,598	0.39	-24%
Northwest Georgia Regional	24,250	202,016	0.12	30,383	206,052	0.15	35,382	207,400	0.17	16%
Ocmulgee Regional	21,598	74,340	0.29	21,654	75,052	0.29	20,795	63,071	0.25	-13%
Oconee Regional	48,233	92,542	0.52	34,109	93,654	0.36	36,500	92,264	0.39	8%
Ochopsee Regional	31,920	78,015	0.41	33,422	79,034	0.42	23,760	80,459	0.30	-30%
Okefenokee Regional	34,138	91,967	0.37	36,896	92,560	0.40	29,844	94,635	0.32	-21%
Peach County	14,062	28,534	0.49	14,509	28,999	0.50	10,599	28,740	0.36	-23%
Piedmont Regional	60,241	170,027	0.36	64,950	175,640	0.37	55,416	162,220	0.34	-8%
Pine Mountain Regional	28,164	67,793	0.42	29,297	68,411	0.43	20,024	65,369	0.31	-28%
Roddenberry Memorial	11,244	26,827	0.42	12,020	27,373	0.44	12,857	25,865	0.50	13%
Sara Hightower Regional	82,829	144,226	0.57	60,716	145,862	0.42	64,581	141,599	0.46	10%
Satilla Regional	22,910	52,680	0.43	24,008	53,772	0.45	17,097	53,298	0.32	-28%
Screven-Jenkins Regional	14,257	24,536	0.59	14,977	24,777	0.60	10,916	23,186	0.47	-22%
Sequoyah Regional	111,562	306,968	0.38	112,432	316,534	0.38	114,689	295,779	0.39	9%
South Georgia Regional	56,484	125,756	0.46	60,898	128,061	0.48	57,899	134,337	0.43	-9%
Southwest Georgia Regional	30,557	45,744	0.67	31,865	46,169	0.69	24,028	43,433	0.55	-20%
Statesboro Regional	62,344	157,017	0.40	63,648	160,419	0.52	62,837	155,811	0.40	-23%
Thomas County	22,406	48,487	0.46	24,846	49,221	0.50	24,279	45,590	0.53	6%
Three Rivers Regional	116,650	220,545	0.53	121,879	225,507	0.54	79,415	151,031	0.53	-3%
Troup-Harris Regional	30,426	102,339	0.30	33,408	104,663	0.32	34,029	104,875	0.32	2%
Twin Lakes	24,249	49,189	0.49	25,329	49,844	0.51	18,670	47,336	0.39	-22%
Uncle Remus Regional	83,229	180,971	0.46	89,590	185,488	0.47	71,257	171,890	0.41	-11%
West Georgia Regional	231,902	469,101	0.49	245,480	483,111	0.51	192,060	466,338	0.41	-19%
Worth County	9,636	22,572	0.43	10,065	22,930	0.44	8,104	22,142	0.37	-17%
Statewide	4,564,784	10,459,546	0.4364	4,756,049	10,660,977	0.497	4,164,735	10,344,907	0.4026	-9.77%
Statewide FY 2014										
Statewide Percentage Change from FY2011 to FY2012			40.3%							-1.92%

### Circulation Per Capita FY 2014





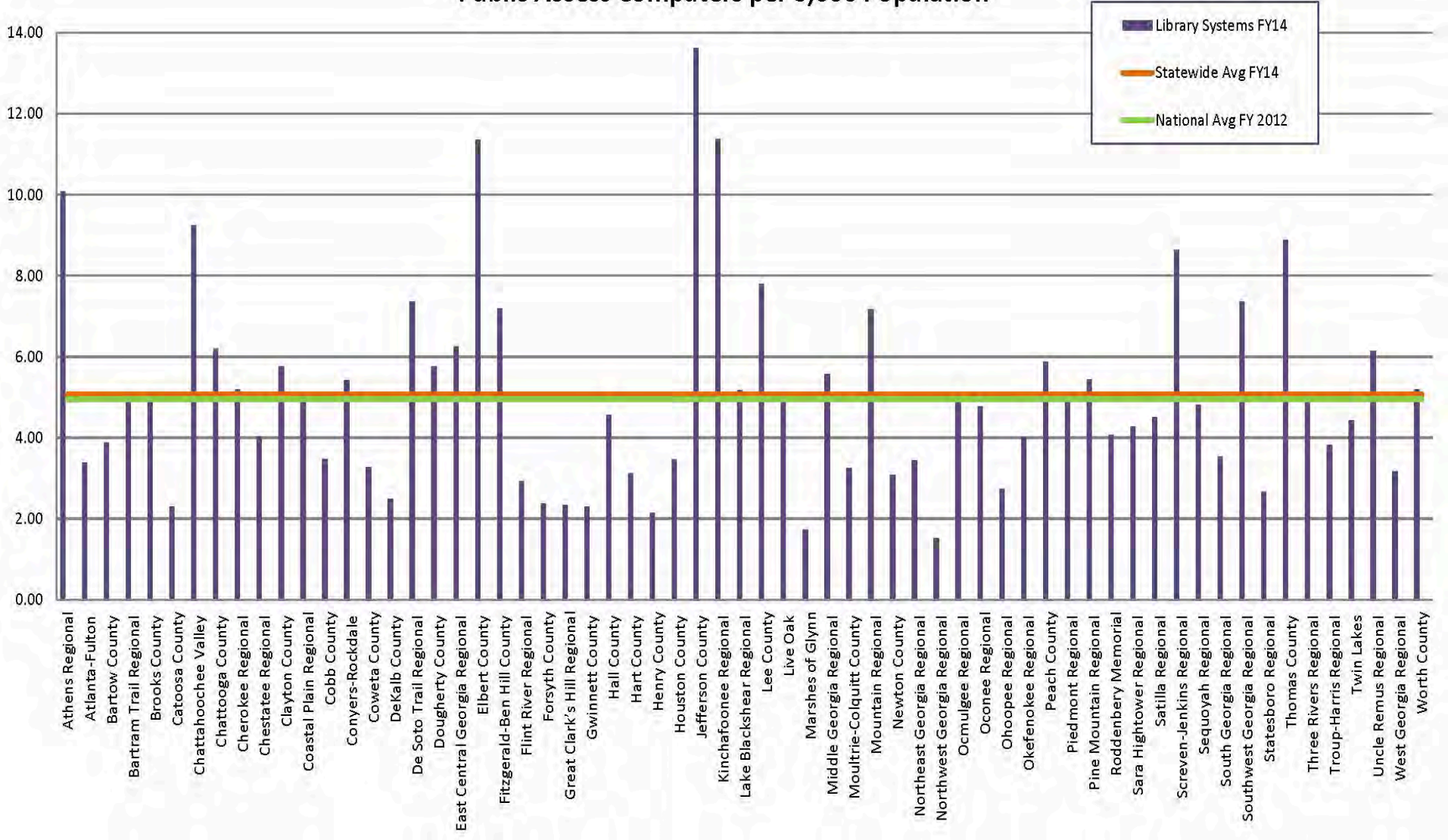
Circulation per Capita in Georgia Libraries - FY 2012-2014

Library System	2012				2013				2014			
	Circulation	System Population	Per Capita		Circulation	System Population	Per Capita		Circulation	System Population	Per Capita	
Athens Regional	1,461,733	226,120	6.46		1,437,580	230,121	6.25		1,844,163	225,833	8.17	
Atlanta-Fulton	3,879,827	1,071,836	3.62		3,754,534	1,086,024	3.46		3,227,841	995,984	3.24	
Bartow County	587,736	107,257	5.48		523,580	110,632	4.73		494,962	108,201	4.57	
Bartram Trail Regional	81,089	35,597	2.28		80,601	36,056	2.24		80,003	34,725	2.30	
Brooks County	28,777	18,872	1.71		25,433	16,982	1.50		26,978	18,570	1.63	
Catoosa County	252,315	69,098	3.65		220,505	70,780	3.12		219,627	67,318	3.26	
Chattahoochee Valley	1,053,537	227,076	4.64		1,021,832	230,822	4.43		923,117	225,186	4.10	
Chattooga County	74,881	28,000	2.67		81,830	28,333	2.89		93,458	26,579	3.52	
Cherokee Regional	203,030	84,865	2.39		199,140	85,896	2.32		190,108	87,589	2.17	
Chestatee Regional	358,657	55,336	6.48		312,251	56,985	5.48		295,244	57,167	5.16	
Clayton County	569,063	283,305	2.01		512,741	286,734	1.78		482,920	272,197	1.81	
Coastal Plain Regional	440,064	99,204	4.44		411,176	100,109	4.11		351,587	88,774	3.56	
Cobb County	3,429,513	743,357	4.61		3,231,914	755,207	4.28		3,133,644	732,504	4.28	
Conyers-Rockdale	334,442	91,314	3.66		313,236	93,431	3.35		279,639	91,500	3.06	
Coweta County	489,141	139,368	3.37		475,095	143,680	3.31		497,746	140,969	3.53	
DeKalb County	3,582,153	783,118	4.55		3,244,790	794,820	4.08		2,916,460	721,520	4.04	
De Soto Trail Regional	111,955	40,516	2.76		102,541	40,772	2.51		82,813	38,051	2.18	
Dougherty County	521,819	98,268	5.42		415,025	96,401	4.31		409,644	97,331	4.21	
East Central Georgia Regional	1,260,817	368,402	3.42		1,276,742	374,200	3.41		594,281	234,310	2.54	
Elbert County	48,317	20,735	2.33		41,849	20,799	2.01		42,552	20,247	2.10	
Fitzgerald-Ben Hill County	54,916	18,385	2.99		44,831	18,581	2.41		42,951	18,092	2.37	
Flint River Regional	1,215,613	282,945	4.30		1,165,582	290,657	4.01		1,123,007	269,769	4.18	
Forsyth County	1,964,431	197,809	9.94		1,893,906	205,178	9.23		2,194,840	204,585	10.73	
Great Clark's Hill Regional									619,260	147,943	4.19	
Gwinnett County	7,190,798	857,586	8.38		6,729,770	874,489	7.70		6,039,784	891,721	6.77	
Hall County	874,267	210,629	4.15		712,077	217,618	3.27		621,540	196,993	3.16	
Hart County	38,529	25,978	1.48		27,921	26,431	1.06		53,048	25,723	2.06	
Henry County	545,291	222,226	2.45		466,902	230,273	2.03		482,553	230,973	2.00	
Houston County	448,008	142,599	3.14		381,557	144,980	2.63		304,116	151,582	2.01	
Jefferson County	44,873	16,432	2.73		40,251	16,430	2.45		44,426	17,256	2.57	
Kinchafoonee Regional	95,659	31,972	2.99		76,594	32,010	2.38		65,504	32,515	2.01	
Lake Blackshear Regional	139,736	73,380	1.90		131,497	74,208	1.77		120,206	78,425	1.53	
Lee County	177,605	38,496	4.61		196,239	39,785	4.93		217,684	30,127	7.23	
Live Oak	1,300,537	391,279	3.32		1,727,196	398,879	4.33		1,772,063	406,815	4.36	
Marshes of Glynn									203,714	83,848	2.44	
Middle Georgia Regional	1,124,573	237,174	4.74		1,808,643	239,410	7.55		1,245,229	238,235	5.27	
Moultrie-Colquitt County	108,172	48,479	2.23		99,910	49,320	2.03		94,465	47,638	1.98	
Mountain Regional	383,308	61,173	6.27		365,913	62,848	5.82		349,040	57,920	6.03	
Newton County	506,351	115,520	4.38		403,553	120,070	3.36		373,256	110,140	3.39	
Northeast Georgia Regional	613,770	118,023	5.20		576,795	120,016	4.81		416,939	117,598	3.55	
Northwest Georgia Regional	400,626	202,016	1.98		349,238	206,052	1.69		316,300	207,400	1.53	
Ocmulgee Regional	115,374	74,340	1.55		112,581	75,052	1.50		102,642	83,071	1.24	
Oconee Regional	206,172	92,542	2.23		186,952	93,654	2.00		182,476	92,264	1.98	
Choopee Regional	126,414	78,015	1.62		125,126	79,034	1.58		79,402	60,456	0.99	
Okefenokee Regional	178,499	91,987	1.94		162,888	92,560	1.76		145,794	94,635	1.54	
Peach County	42,355	28,534	1.48		40,851	28,999	1.40		32,338	29,740	1.09	
Piedmont Regional	582,027	170,027	3.42		572,894	175,840	3.26		556,270	162,220	3.43	
Pine Mountain Regional	115,555	67,793	1.70		104,088	68,411	1.52		108,871	65,369	1.67	
Roddenbery Memorial	85,238	26,827	3.18		81,278	27,273	2.98		80,401	25,865	3.11	
Sara Hightower Regional	631,897	144,226	4.38		579,095	145,862	3.97		577,477	141,598	4.08	
Satilla Regional	67,868	52,680	1.29		53,028	53,772	1.17		61,957	53,298	1.16	
Screven-Jenkins Regional	76,613	24,536	3.12		72,665	24,777	2.93		62,269	23,186	2.69	
Sequoyah Regional	991,614	306,966	3.23		984,071	316,534	3.11		926,824	295,779	3.14	
South Georgia Regional	340,330	125,756	2.71		300,683	128,061	2.35		281,196	134,337	2.09	
Southwest Georgia Regional	212,494	45,744	4.65		194,293	46,169	4.21		198,212	43,433	4.56	
Statesboro Regional	435,989	157,017	2.78		402,354	160,419	2.51		389,093	155,811	2.55	
Thomas County	177,510	49,497	3.66		208,327	49,221	4.23		180,682	45,590	3.96	
Three Rivers Regional	715,502	220,545	3.24		673,393	225,507	2.99		375,369	151,031	2.49	
Troup-Harris Regional	232,314	102,339	2.27		228,427	104,663	2.18		256,376	104,875	2.44	
Twin Lakes	184,402	49,189	3.75		171,870	49,844	3.45		158,678	47,336	3.35	
Uncle Remus Regional	421,571	180,971	2.33		433,094	185,488	2.33		452,184	171,880	2.63	
West Georgia Regional	1,433,001	469,101	3.05		834,120	483,111	1.73		632,935	465,338	1.79	
Worth County	79,834	22,572	3.54		71,100	22,930	3.10		72,669	22,142	3.28	
Statewide	43,408,492	10,459,546	4.15		41,482,446	10,660,977	3.89		39,001,826	10,344,907	3.77	

## Public-Access Computers in Georgia's Public Libraries

- Public library Internet computers were used over 13 million times in FY14.
- There were 8,492 public computer workstations with high-speed Internet access in Georgia public libraries at the close of FY14.
- The national average (FY11) for public-access computers per 5,000 people was 4.4. Georgia's average in FY14 was 4.1 public-access computers per 5,000 people.
- Coordinated by GPLS in Georgia, the federal E-rate program - the national Universal Service Discount Program for Schools and Libraries - provides almost 78% of the funds for Georgia's statewide public library data network.
- All public-access Internet computers have access to GALILEO databases.
- GALILEO databases searches numbered 4.7 million through public library access in FY14.
- Three hundred seventy-four library facilities (92.6%) provide wireless services for library users.

### Public Access Computers per 5,000 Population



Public Access Computers per 5,000 Population in Georgia Libraries - FY 2012-14

Library System	2012			2013			2014		
	Public Computers	System Population	Per 5,000 Population	Public Computers	System Population	Per 5,000 Population	Public Computers	System Population	Per 5,000 Population
Athens Regional	329	226,120	7.27	385	230,121	8.37	455	225,833	10.07
Atlanta-Fulton	642	1,071,655	3.00	645	1,085,024	2.97	674	995,894	3.38
Bartow County	84	107,257	3.92	84	110,632	3.80	94	108,201	3.88
Bartram Trail Regional	31	35,537	4.35	28	36,056	3.91	34	34,725	4.90
Brooks County	20	16,872	5.83	20	16,482	5.89	17	16,670	5.13
Carroll County	27	69,096	1.95	27	70,780	1.91	31	67,318	2.30
Chattahoochee Valley	244	227,076	5.37	330	230,822	7.15	416	225,186	9.24
Cherokee County	35	26,000	4.64	36	28,333	6.35	33	26,579	6.21
Cherokee Regional	81	84,865	4.77	89	85,896	5.59	91	87,589	5.19
Christiana Regional	40	54,336	3.67	35	58,085	3.23	49	57,167	4.02
Clayton County	152	283,305	2.88	314	285,734	5.49	314	272,187	5.77
Coastal Plain Regional	81	99,204	3.07	89	100,109	3.45	95	88,774	4.98
Cobb County	382	743,357	2.57	552	755,207	3.65	510	732,504	3.48
Conyer-Rockdale	68	81,314	3.73	90	93,431	4.82	99	81,500	5.41
Coweta County	92	159,358	3.30	92	143,680	3.20	92	140,889	3.20
Dakota County	431	785,118	2.75	588	799,820	2.35	360	731,820	2.49
De Soto Trail Regional	59	40,516	7.29	53	40,772	6.50	58	38,051	7.36
Dougherty County	149	96,269	7.74	90	96,401	4.67	112	97,331	5.75
East Central Georgia Regional	246	369,403	3.34	290	376,200	3.87	293	234,310	6.25
Elbert County	44	20,795	10.81	44	20,799	10.58	46	20,247	11.38
Fitzgerald-Ben Hill County	21	16,365	5.71	22	18,381	5.92	26	18,192	7.19
Flint River Regional	176	262,945	3.11	157	290,657	2.70	158	269,759	2.93
Forsyth County	79	197,609	2.00	79	205,178	1.93	97	204,585	2.37
Great Clark's Hill Regional							65	147,943	2.33
Gwinnett County	334	857,598	1.95	413	874,489	2.36	411	891,721	2.30
Hall County	177	210,829	4.20	220	217,616	5.05	180	188,892	4.57
Hart County	14	25,978	2.09	14	26,481	2.65	16	25,723	3.11
Henry County	99	227,226	3.23	99	230,273	2.15	99	230,873	2.14
Houston County	44	142,599	1.54	44	144,980	1.52	105	151,682	3.40
Jefferson County	34	16,432	10.35	47	16,430	14.30	47	17,258	13.62
Jordan/Stone Mountain Regional	69	31,972	10.79	76	32,010	11.87	74	32,515	11.38
Lake Blackshear Regional	84	73,380	5.72	83	74,208	5.59	81	78,425	5.16
Lee County	33	39,498	4.29	46	39,765	5.78	47	30,127	7.80
Live Oak	388	391,270	5.05	380	398,879	4.89	403	408,815	4.95
Marietta of Glynn							29	83,848	1.73
Middle Georgia Regional	250	237,174	5.27	250	239,410	5.22	263	236,235	5.87
Moultrie-Colquhoun County	26	46,479	3.71	31	49,320	3.74	31	47,838	3.25
Mountain Regional	76	61,173	6.21	85	62,868	6.76	83	57,920	7.17
Newton County	111	115,520	4.90	114	121,070	4.75	68	110,140	3.09
Northwest Georgia Regional	75	118,023	3.18	88	120,015	3.67	81	117,598	3.44
Northwest Georgia Regional	62	202,016	1.58	62	206,052	1.50	62	207,400	1.52
Ocmulgee Regional	71	74,340	4.78	70	75,052	4.68	82	83,071	5.00
Oconee Regional	76	92,542	4.11	78	93,654	4.06	88	92,264	4.77
Ochlocknee Regional	52	78,016	3.33	51	79,094	3.33	44	80,456	2.73
Okefenokee Regional	89	31,867	3.35	77	92,560	4.16	78	54,635	4.02
Peach County	35	28,534	6.13	27	28,999	4.66	35	29,740	5.88
Piedmont Regional	135	170,027	3.97	141	175,640	4.01	166	162,220	5.12
Pine Mountain Regional	72	67,793	5.31	70	69,411	5.12	71	66,369	5.43
Roddenberry Memorial	29	26,827	5.22	25	27,273	4.58	21	25,885	4.06
Sara Hightower Regional	132	144,226	4.26	122	145,862	4.18	121	141,598	4.27
Savita Regional	46	53,660	4.65	48	53,772	4.46	48	55,296	4.50
Scriven-Jarvis Regional	42	24,536	6.56	42	24,777	6.48	40	23,186	6.63
Seminole Regional	286	306,966	4.37	277	316,534	4.39	285	295,779	4.02
South Georgia Regional	100	125,756	3.98	95	128,061	3.71	95	134,337	3.54
Southwest Georgia Regional	61	45,744	6.67	62	46,169	6.71	64	43,433	7.37
Statesboro Regional	78	157,017	2.49	82	160,419	2.56	82	155,811	2.66
Thomas County	81	48,497	8.35	58	48,221	5.09	81	45,590	8.80
Three Rivers Regional	176	220,546	3.99	172	225,507	3.81	147	151,031	4.87
Troup-Harris Regional	65	102,339	3.18	70	104,663	3.34	80	104,875	3.81
Twin Lakes	42	49,189	4.27	42	49,844	4.29	42	47,338	4.44
Uncle Remus Regional	209	180,271	5.77	216	185,088	5.82	211	171,890	6.14
West Georgia Regional	287	469,101	3.06	271	483,111	2.80	296	465,338	3.18
Worth County	25	27,573	5.54	24	27,630	5.23	28	22,143	5.19
<b>Statewide</b>	<b>7,516</b>	<b>10,469,546</b>	<b>3.59</b>	<b>8,085</b>	<b>10,660,977</b>	<b>3.79</b>	<b>8,492</b>	<b>10,344,907</b>	<b>4.10</b>

User Sessions of Public Computers	2006	2007	2008	2009	2010	2011	2012	2013	2014
Atlanta Regional	339,817	394,119	384,083	440,505	477,081	639,325	504,132	385,156	425,987
Atlanta-Fulton	1,151,094	1,208,846	1,330,063	1,456,153	1,444,728	1,653,667	1,305,666	1,523,695	1,574,536
Bartow County	85,389	421,644	269,783	302,256	139,081	131,420	180,352	168,924	167,800
Bartram Trail Regional	30,084	32,926	43,621	19,526	25,600	32,339	32,168	35,056	29,472
Brooks County	36,442	9,646	11,121	11,232	14,636	18,753	13,853	12,527	16,773
Calhoun County				103,412	101,333	102,802	95,404	96,633	96,633
Chattahoochee Valley	413,816	439,917	481,966	440,356	453,726	372,521	331,712	339,814	407,105
Chatooga County	15,896	16,018	15,931	16,494	15,869	13,454	14,100	14,430	12,662
Cherokee Regional	72,278	81,524	99,082	114,516	120,725	105,210	89,367	75,940	48,418
Cherokee Regional	35,235	34,270	40,875	51,423	45,468	41,413	34,603	27,378	25,127
Clayton County	388,729	438,424	453,833	445,553	453,145	394,464	370,803	366,071	565,652
Coastal Plain Regional	96,131	64,178	84,098	102,509	101,469	127,266	103,523	95,612	92,669
Cobb County	1,247,444	1,523,058	1,617,437	1,678,439	1,659,525	1,276,126	1,056,550	893,035	1,118,065
Conyers-Rockdale	96,456	91,337	97,924	90,089	91,000	93,838	95,295	97,384	100,281
Coweta County			33,310	70,069	137,820	0	706,667	887,355	975,000
DeKalb County	1,146,064	1,139,543	1,201,614	1,410,404	961,592	997,638	1,066,295	1,055,082	962,546
De Soto Trail Regional	39,898	43,100	87,459	41,500	45,678	50,808	55,605	67,882	71,927
Dougherty County	99,755	125,372	349,983	210,194	229,209	204,495	223,083	155,039	155,345
East Central Georgia Regional	1,006,844	686,352	330,971	356,412	301,038	396,439	341,073	376,844	280,340
Elbert County	18,509	22,158	31,760	26,887	26,521	25,137	22,852	18,378	17,161
Fitzgerald-Ben Hill County	16,859	20,999	20,044	23,125	25,251	27,498	26,188	21,636	18,308
Flint River Regional	292,147	281,793	425,030	407,048	333,441	396,446	437,770	445,015	335,954
Forsyth County	165,704	150,124	173,503	182,778	232,151	129,498	117,972	95,451	90,349
Great Clark's Hill Regional									89,438
Gwinnett County	1,164,160	1,303,920	1,194,195	1,162,583	807,742	1,048,283	890,505	772,262	959,986
Hall County	173,184	165,500	201,000	197,431	176,190	139,008	93,741	83,254	77,942
Hart County	5,314	5,006	9,810	14,771	15,109	15,186	11,185	11,411	11,108
Henry County	95,672	119,818	126,641	156,030	113,000	300,300	300,500	266,482	167,281
Houston County	194,354	201,147	198,378	184,805	112,113	96,000	256,000	258,000	63,501
Jefferson County	16,900	24,120	26,323	38,358	42,967	44,665	41,638	40,981	35,508
Kincaid Regional	40,355	34,919	37,474	50,556	60,638	59,413	53,418	41,056	38,200
Lake Blackshear Regional	122,822	161,067	174,016	177,459	204,956	197,899	165,074	157,218	193,864
Lee County	43,230	19,848	41,669	39,991	39,999	41,251	30,815	30,560	30,621
Live Oak	584,830	645,796	707,118	764,009	728,224	678,537	504,082	642,715	575,544
Marshes of Glynn									48,648
Middle Georgia Regional	378,317	475,941	473,626	483,484	472,617	463,051	480,140	521,868	528,450
Moultrie-Colquitt County	23,448	28,930	31,713	35,053	35,795	35,267	30,702	28,738	29,252
Mountain Regional	195,692	88,352	61,430	97,722	99,524	144,208	149,746	152,081	162,638
Newton County	264,298	269,552	291,552	308,382	339,413	26,381	139,014	56,494	115,260
Northeast Georgia Regional	70,928	86,026	103,757	137,800	92,261	116,089	155,915	132,725	88,556
Northwest Georgia Regional	88,065	82,561	130,498	111,814	81,155	57,686	48,014	44,072	39,400
Ocmulgee Regional	35,700	41,330	50,682	56,131	61,828	60,499	58,886	52,845	54,389
Oconee Regional	88,850	100,186	120,191	116,932	115,093	109,006	109,269	99,343	92,040
Ochopree Regional	38,496	45,899	48,252	50,752	51,605	76,519	35,818	63,850	26,163
Okefenokee Regional	45,302	40,614	40,732	46,735	50,500	48,446	45,640	45,262	39,459
Peach County	36,760	40,436	47,683	55,965	51,385	72,914	70,456	69,364	68,827
Piedmont Regional	84,866	89,584	99,463	161,140	142,968	156,899	168,458	163,313	157,788
Pine Mountain Regional	44,954	50,956	69,216	64,372	63,949	71,369	72,326	59,991	50,424
Roddenberry Memorial	16,336	17,898	27,188	34,401	27,928	25,558	23,990	18,605	25,314
Sars Hightower Regional	210,654	179,497	282,671	300,045	304,272	292,545	229,025	190,488	178,593
Savilla Regional	34,887	52,188	59,804	71,959	69,167	48,710	62,524	54,631	38,602
Screven-Jenkins Regional	27,387	30,083	33,479	36,196	45,856	38,013	40,188	33,161	31,737
Sequoyah Regional	218,491	224,982	235,579	257,179	256,517	210,767	176,806	153,142	146,968
South Georgia Regional	315,594	94,565	113,230	133,628	140,363	141,215	126,287	107,421	111,357
Southwest Georgia Regional	129,719	114,217	120,794	121,166	128,371	128,752	124,481	119,564	142,236
Statesboro Regional	105,680	123,920	249,593	295,663	140,526	136,578	77,219	120,698	108,742
Thomas County	35,023	36,519	50,245	47,936	47,378	43,332	26,556	107,280	113,229
Three Rivers Regional	102,305	111,671	126,411	144,577	129,074	226,698	236,912	191,307	143,483
Troup-Harris Regional	148,325	160,195	81,413	137,076	145,126	180,842	205,702	206,131	116,444
Twin Lakes	34,860	40,089	35,987	34,454	37,830	36,363	33,065	36,530	43,430
Uncle Remus Regional	342,112	297,640	217,313	282,028	189,065	155,957	126,846	171,646	171,627
West Georgia Regional	1,040,000	528,380	552,075	592,066	425,965	464,947	432,807	423,440	405,466
Worth County				17,658	26,154	27,044	23,155	22,041	13,408
<b>Statewide Total</b>	<b>13,392,243</b>	<b>13,360,702</b>	<b>14,054,682</b>	<b>15,018,105</b>	<b>13,508,851</b>	<b>13,346,575</b>	<b>13,176,228</b>	<b>12,993,797</b>	<b>13,224,365</b>

## Resource Sharing – Interlibrary Loans and Courier Service

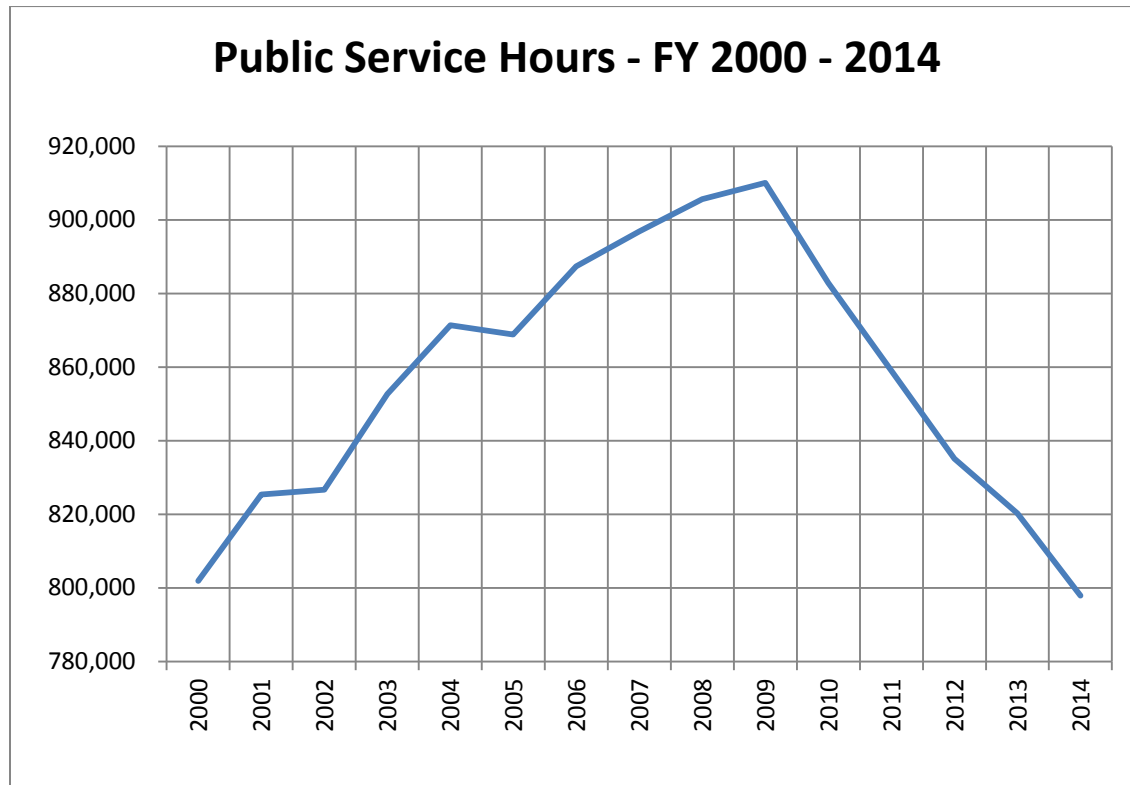
- Public libraries provide lending services to their cardholders. These are defined as circulations. Each item of library material going out of the library is considered a circulation. Another type of circulation, which requires at least three times the manual processes of a circulation, is interlibrary loan. This is a service whereby a user of one library can borrow books that are owned by another library. The user makes a request with their local library, which, acting as an intermediary, identifies owners of the desired item, places the request, receives the item, makes it available to the user, and arranges for its return.
- Through Georgia Online Database (GOLD) , GPLS coordinates the interlibrary loaning of books and other materials between libraries of all types including academic, public, technical schools and special libraries. Over 200 institutions loaned and borrowed almost 50,000 items from each other in 2014.
- Interlibrary loan requires the librarian to receive the request, pull the book from the shelves, check it out of the online library catalog, and prepare a mailing package or a PINES courier package to send the item to the requesting library. This work is overlooked when using only circulation as a statistic for workload of the library staff, but it accounted for **822,998** items sent to other library systems.
- Georgia's public libraries made **815,477** interlibrary loans to patrons in Fiscal Year 2014.
- Of these loans, **664,654** were processed through the Georgia Library PINES network.
- The contracted state-supported library courier service transported **1,512,588** library materials in FY 2014, visiting every headquarter library five (5) days per week. This includes loans and items returned at libraries other than the owning/circulating library.

**Public Library Materials Loaned to Local Card Holders and to Interlibrary Lending**

Library System	To Local Card Holders	To Interlibrary Lending	Total Lending 2014
Athens Regional	1,844,163	22,919	1,867,082
Atlanta-Fulton	3,227,841	1,514	3,229,355
Bartow County	494,962	427	495,389
Bartram Trail Regional	80,003	2,815	82,818
Brooks County	26,978	4,341	31,319
Catoosa County	219,627	7,639	227,266
Chattahoochee Valley	923,117	618	923,735
Chattooga County	93,458	4,539	97,997
Cherokee Regional	190,108	12,142	202,250
Chestatee Regional	295,244	11,445	306,689
Clayton County	492,920	32,405	525,325
Coastal Plain Regional	351,587	15,991	367,578
Cobb County	3,133,644	309	3,133,953
Conyers-Rockdale	279,639	8,227	287,866
Coweta County	497,746	0	497,746
De Soto Trail Regional	2,916,460	1,020	2,917,480
DeKalb County	82,813	7,134	89,947
Dougherty County	409,644	21,938	431,582
East Central Georgia Regional	594,281	28,595	622,876
Elbert County	42,552	2,244	44,796
Fitzgerald-Ben Hill County	42,951	3,943	46,894
Flint River Regional	1,123,007	28,995	1,152,002
Forsyth County	2,194,840	970	2,195,810
Great Clark's Hill Regional	619,260	24,966	644,226
Gwinnett County	6,039,784	616	6,040,400
Hall County	621,540	36,182	657,722
Hart County	53,048	1,270	54,318
Henry County	462,553	14,024	476,577
Houston County	304,116	18,630	322,746
Jefferson County	44,426	4,086	48,512
Kinchafoonee Regional	65,504	5,380	70,884
Lake Blackshear Regional	120,206	9,484	129,690
Lee County	217,684	9,877	227,561
Live Oak	1,772,063	867	1,772,930
Marshes of Glynn	203,714	7,351	211,065
Middle Georgia Regional	1,245,229	38,313	1,283,542
Moultrie-Colquitt County	94,465	4,121	98,586
Mountain Regional	349,040	12,036	361,076
Newton County	373,256	5,962	379,218
Northeast Georgia Regional	416,939	16,377	433,316
Northwest Georgia Regional	316,300	12,867	329,167
Ocmulgee Regional	102,642	4,397	107,039
Oconee Regional	182,476	12,014	194,490
Ohoopee Regional	79,402	7,200	86,602
Okefenokee Regional	145,794	5,499	151,293
Peach County	32,338	3,573	35,911
Piedmont Regional	556,270	20,565	576,835
Pine Mountain Regional	108,871	7,924	116,795
Roddenbery Memorial	80,401	4,233	84,634
Sara Hightower Regional	577,477	30,812	608,289
Satilla Regional	61,957	4,692	66,649
Screven-Jenkins Regional	62,269	4,236	66,505
Sequoyah Regional	928,824	586	929,410
South Georgia Regional	281,196	21,059	302,255
Southwest Georgia Regional	198,212	7,984	206,196
Statesboro Regional	398,093	21,567	419,660
Thomas County	180,682	10,862	191,544
Three Rivers Regional	375,369	23,562	398,931
Troup-Harris Regional	256,375	9,942	266,317
Twin Lakes	158,678	6,184	164,862
Uncle Remus Regional	452,184	24,283	476,467
West Georgia Regional	832,935	38,672	871,607
Worth County	72,669	3,173	75,842
<b>Statewide</b>	<b>39,001,826</b>	<b>715,298</b>	<b>39,717,124</b>

# Public Library Service Hours

- Public library service hours in Georgia have been reduced steadily since FY09 due to reduced local and state revenue streams.
- Since FY09, 46 library systems have been forced to reduce public service hours. 19 of these library systems had to reduce hours by more than 20%.





**Public Service Hours by System**

Library System	2014	2013	2012	2011	2010	2009	% Change	Hours Reduced
Athens Regional	24,508	23,220	23,220	23,359	23,919	25,832	2.84%	678
Atlanta-Fulton	62,372	78,682	76,902	80,114	75,482	82,460	-24.36%	(20,088)
Bartow County	6,707	6,831	6,824	6,773	6,821	5,956	-3.58%	(249)
Bartow Trail Regional	7,340	7,216	6,854	6,854	6,767	6,767	8.47%	573
Brooks County	2,581	2,527	2,560	2,753	2,755	2,723	-5.21%	(142)
Catoosa County	5,034	3,000	3,000	2,916	2,893	2,944	70.99%	2,090
Chattahoochee Valley	18,839	16,326	18,890	20,464	21,988	24,598	-31.54%	(7,759)
Chattooga County	3,836	3,906	3,905	3,848	3,848	3,957	-3.08%	(121)
Cherokee Regional	9,724	6,004	12,533	7,636	9,050	8,050	7.45%	674
Cherokee Regional	4,166	3,516	3,947	3,980	4,058	4,098	1.66%	68
Clayton County	18,233	21,543	18,294	18,210	18,360	17,718	2.91%	515
Coastal Plain Regional	13,785	13,631	14,087	14,238	13,976	14,458	-4.65%	(673)
Cobb County	35,744	37,447	37,080	46,108	65,088	47,521	-24.78%	(11,777)
Conyers-Rockdale	2,522	2,697	2,487	2,683	2,563	2,690	-6.25%	(156)
Coweta County	9,960	9,604	8,792	8,332	9,028	9,736	2.30%	224
De Soto Trail Regional	47,185	48,180	48,121	46,432	47,090	44,447	6.16%	2,738
DeKalb County	6,047	9,090	9,103	8,980	8,432	5,954	-10.23%	(917)
Dougherty County	5,884	5,560	10,868	10,988	13,636	14,144	-58.40%	(8,260)
East Central Georgia Regional	20,962	32,065	33,689	32,380	33,900	35,754	-41.37%	(14,792)
Elbert County	3,528	3,683	3,483	4,356	4,420	4,452	20.75%	(924)
Fitzgerald-Ben Hill County	2,636	2,822	3,105	3,057	3,084	3,081	-14.72%	(455)
Flint River Regional	15,850	21,295	22,215	21,313	21,489	21,307	-25.61%	(5,457)
Forsyth County	10,417	7,884	6,018	6,489	6,488	6,112	70.44%	4,305
Great Clark's Hill Regional	11,443							11,443
Gwinnett County	39,130	43,305	43,635	48,375	44,462	59,979	-33.65%	(19,849)
Hall County	10,327	9,745	8,616	13,833	13,962	14,505	-28.50%	(4,178)
Hart County	2,106	2,106	2,103	2,046	2,092	2,080	1.25%	26
Henry County	4,864	8,058	8,040	8,652	14,040	14,315	-86.02%	(5,451)
Houston County	6,888	6,716	7,028	6,964	7,029	9,123	-24.50%	(2,235)
Jefferson County	6,971	7,164	7,327	7,245	7,304	7,105	-1.89%	(134)
Kinchafoonee Regional	10,702	10,221	11,163	11,078	11,278	12,403	-13.71%	(1,701)
Lake Blackshear Regional	10,362	10,564	10,575	10,631	10,839	10,668	-3.05%	(326)
Lee County	8,376	7,395	5,724	5,711	5,634	7,421	12.87%	955
Live Oak	34,727	33,223	34,727	34,727	36,226	34,661	0.13%	46
Marshes of Glynn	4,444							4,444
Middle Georgia Regional	33,263	33,684	31,533	32,556	30,109	31,745	4.79%	1,521
Moultrie-Colquitt County	3,426	3,448	3,459	3,453	3,524	3,481	-1.01%	(35)
Mountain Regional	8,110	8,849	8,892	8,612	8,260	8,869	-8.45%	(749)
Newton County	4,144	4,244	3,988	3,237	3,035	5,239	27.94%	905
Northeast Georgia Regional	12,987	13,065	13,221	13,261	13,843	14,058	-7.83%	(1,072)
Northwest Georgia Regional	6,410	6,747	7,182	7,534	8,319	8,957	-28.44%	(2,547)
Ocmulgee Regional	11,098	11,140	11,439	11,246	11,292	11,292	-1.72%	(194)
Oconee Regional	5,000	6,053	9,189	9,037	9,629	10,168	-50.92%	(5,168)
Oochopee Regional	8,961	8,187	8,425	11,162	13,004	11,523	-22.23%	(2,552)
Okfenokee Regional	8,808	8,087	12,681	16,491	16,325	10,311	-14.58%	(1,503)
Peach County	3,448	3,711	3,822	3,851	3,904	3,900	+11.64%	(454)
Piedmont Regional	20,817	22,589	24,351	22,613	22,590	25,355	-17.90%	(4,538)
Pine Mountain Regional	10,948	11,267	12,007	11,911	12,951	12,857	-14.84%	(1,908)
Roddenberry Memorial	2,104	2,044	2,062	2,063	2,716	2,715	-22.50%	(611)
Sara Hightower Regional	9,171	9,151	9,675	9,766	9,868	10,323	-11.16%	(1,152)
Satilla Regional	7,452	7,548	7,605	8,741	9,695	12,961	-42.50%	(5,509)
Screven-Jenkins Regional	4,228	4,915	4,847	5,348	5,131	5,198	-18.86%	(970)
Serquoyan Regional	19,065	19,517	19,300	21,793	24,744	24,681	-22.75%	(5,616)
South Georgia Regional	11,965	11,407	13,503	13,551	7,080	10,168	17.44%	1,777
Southwest Georgia Regional	7,036	6,818	6,678	6,620	6,709	6,421	9.58%	615
Statesboro Regional	13,748	13,246	13,518	13,391	13,370	14,157	-2.89%	(409)
Thomas County	7,182	7,472	6,135	6,362	7,506	7,500	-4.24%	(318)
Three Rivers Regional	15,525	19,293	19,504	17,436	19,730	21,003	26.08%	(5,477)
Troup-Harris Regional	7,308	7,318	6,524	6,980	7,612	7,633	-4.26%	(325)
Twin Lakes	3,149	3,149	3,532	4,291	5,196	4,838	-34.81%	(1,689)
Uncle Remus Regional	22,975	20,910	17,628	18,075	19,672	20,274	13.33%	2,702
West Georgia Regional	38,880	36,991	37,309	35,840	37,060	34,898	11.44%	3,992
Worth County	2,489	2,222	2,244	2,196	2,122	2,436	2.18%	53
<b>Statewide</b>	<b>799,925</b>	<b>820,261</b>	<b>835,144</b>	<b>859,042</b>	<b>882,815</b>	<b>910,051</b>	<b>-12.10%</b>	<b>(110,126)</b>

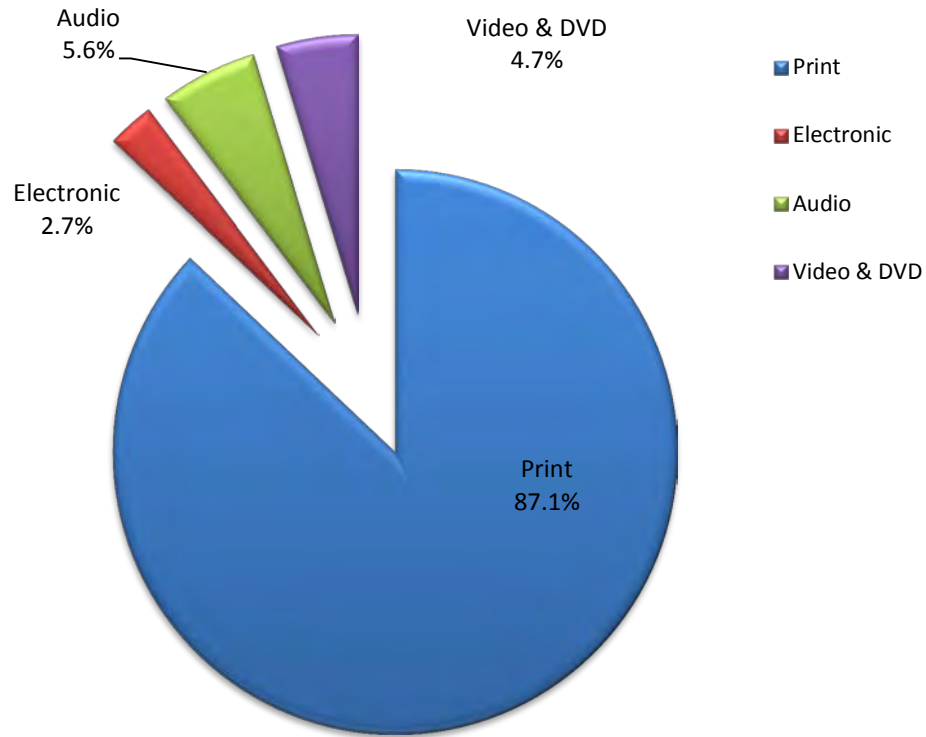
## **Collections Owned by Georgia's Public Libraries**

- At the end of FY14, there were 18,576,446 (1.80 per capita) print, electronic, audio, and video items in the collections of Georgia's public libraries.

## **Per Capita Expenditures for Books and Other Library Materials**

- Georgia public libraries spent an average of \$1.84 per capita for materials in FY14.
- The per capita expenditure for books in Georgia public libraries has historically been below the national average of \$4.09.
- None of the public library systems in Georgia exceeded the national per capita average of \$4.09 spent for books.

# Library Materials by Category FY 2014



**Library Materials Per Capita in Georgia Public Libraries - FY 2014**

Library System	Materials 2014					Population	Per Capita
	Print	Electronic	Audio	Video & DVD	Total		
Athens Regional	363,477	70,213	74,852	22,607	531,149	225,833	2.35
Atlanta-Fulton	2,424,463	7,892	59,466	32,876	2,524,676	966,084	2.63
Bartow County	129,385	6,709	8,007	11,388	155,489	108,201	1.44
Bartram Trail Regional	110,994	24,588	25,103	2,870	163,555	34,725	4.71
Brooks County	63,332	0	1,703	4,910	69,945	16,570	4.22
Catoosa County	134,019	206	5,191	7,365	146,781	67,318	2.18
Chattahoochee Valley	368,740	4,530	35,958	43,970	453,198	225,186	2.01
Chattooga County	44,233	224	1,406	3,595	49,458	26,579	1.86
Cherokee Regional	157,019	23,496	25,207	8,638	214,360	87,569	2.45
Chestatee Regional	102,296	12,438	17,638	8,743	141,113	57,187	2.47
Clayton County	510,069	1,457	6,443	2,893	520,862	272,197	1.91
Coastal Plain Regional	235,106	39,008	9,335	23,695	307,144	96,774	3.11
Cobb County	902,532	791	69,093	69,960	1,041,376	732,504	1.42
Conyers-Rockdale	106,212	1,789	7,209	7,117	122,327	91,500	1.34
Coweta County	181,773	990	7,213	8,610	199,586	140,969	1.41
DeKalb County	812,792	3,756	45,456	31,202	893,206	721,520	1.24
De Soto Trail Regional	121,933	6,653	9,828	8,663	147,077	38,051	3.87
Dougherty County	279,104	8,614	13,568	23,349	322,635	97,331	3.31
East Central Georgia Regional	348,983	0	5,767	26,134	380,884	234,310	1.63
Eibert County	47,341	6,183	7,366	2,712	63,622	20,247	3.14
Fitzgerald-Ben Hill County	56,280	0	697	2,498	58,475	18,082	3.23
Flint River Regional	447,844	49,904	62,105	15,929	575,782	269,759	2.13
Forsyth County	313,491	6,121	27,720	22,923	370,255	204,585	1.81
Great Clark's Hill Regional	224,217	3,677	8,763	21,955	258,612	147,943	1.75
Gwinnett County	750,530	18,255	83,705	47,976	906,466	891,721	1.02
Hall County	254,716	235	10,739	15,675	281,365	196,993	1.43
Hart County	34,065	0	912	1,252	36,129	25,723	1.40
Henry County	247,853	0	12,141	5,988	265,982	230,973	1.15
Houston County	177,923	3,850	2,755	4,373	188,901	151,682	1.26
Jefferson County	42,937	0	863	2,666	46,466	17,256	2.69
Kinchafoonee Regional	100,129	35	5,512	10,814	116,590	32,515	3.58
Lake Blackshear Regional	196,282	43,561	43,978	6,036	289,857	78,425	3.70
Lee County	63,522	27,112	27,079	11,589	129,302	30,127	4.29
Live Oak	418,732	7,128	43,611	51,323	520,794	406,815	1.28
Marshes of Glynn	95,205	264	2,855	6,239	104,563	83,648	1.25
Middle Georgia Regional	543,329	1370	12,804	5,231	562,533	236,235	2.38
Moultrie-Colquitt County	123,924	5,811	1,464	1,008	132,207	47,638	2.78
Mountain Regional	143,749	5,862	13,079	5,252	167,942	57,920	2.90
Newton County	126,769	30	10,362	8,520	145,701	110,140	1.32
Northeast Georgia Regional	184,242	333	7,892	14,622	207,089	117,598	1.76
Northwest Georgia Regional	268,096	330	9,139	37,608	315,173	207,400	1.52
Ocmulgee Regional	121,465	0	1,868	1,187	124,320	83,071	1.50
Oconee Regional	177,966	6,223	7,598	4,874	196,661	92,264	2.13
Ochopee Regional	164,831	6,223	8,269	5,870	185,013	80,456	2.30
Okefenokee Regional	125,192	0	2,248	5,349	132,789	94,635	1.40
Peach County	75,624	6,223	6,716	2,313	90,876	29,740	3.06
Piedmont Regional	224,185	1,980	9,786	15,530	251,441	162,220	1.55
Pine Mountain Regional	120,859	0	2,863	7,034	130,756	65,369	2.00
Roddenbery Memorial	63,139	28	1,491	1,721	66,379	25,865	2.57
Sara Hightower Regional	492,369	3,711	14,891	26,065	537,036	141,598	3.79
Satilla Regional	86,732	0	698	1,537	91,967	63,298	1.43
Screven-Jenkins Regional	80,115	0	1,658	4,475	86,248	23,186	3.72
Sequoyah Regional	310,556	1,908	14,879	7,185	334,528	295,779	1.13
South Georgia Regional	263,130	8056	5,448	17,379	294,013	134,337	2.19
Southwest Georgia Regional	171,563	6,183	11,197	10,273	199,246	43,433	4.59
Statesboro Regional	206,552	33,000	37,475	8,724	285,751	155,811	1.83
Thomas County	113,796	37,338	37,816	6,206	195,156	45,590	4.28
Three Rivers Regional	240,058	85	14,184	18,083	272,410	151,031	1.80
Troup-Harris Regional	165,845	0	3,010	8,013	176,868	104,875	1.68
Twin Lakes	73,013	0	1,869	6,174	81,056	47,336	1.71
Uncle Remus Regional	299,435	0	13,677	16,634	329,746	171,890	1.92
West Georgia Regional	728,243	3,502	40,050	61,175	832,970	465,338	1.79
Worth County	33,053	6,111	6,118	4,647	49,929	22,142	2.25
<b>Statewide</b>	<b>16,603,157</b>	<b>511,966</b>	<b>1,067,440</b>	<b>888,942</b>	<b>18,072,505</b>	<b>10,344,907</b>	<b>1.84</b>

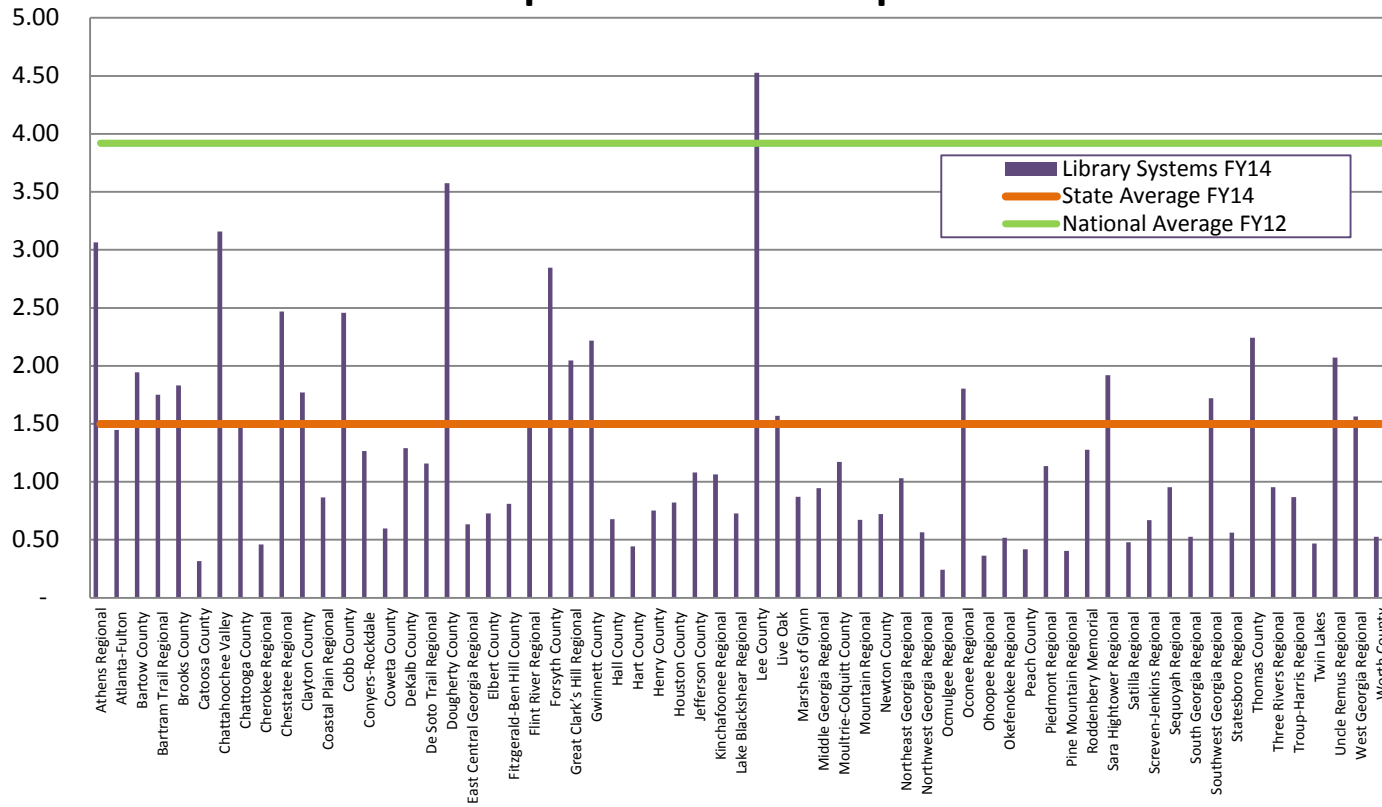
Print Materials Owned by Georgia Public Libraries - FY 2012 - 2014

Library System	2012			2013			2014		
	Books	Population	Per Capita	Books	Population	Per Capita	Books	Population	Per Capita
Athens Regional	348,191	226,120	1.54	354,943	230,121	1.54	363,477	225,833	1.61
Alliana-Fulton	7,365,978	1,071,635	3.21	1,867,302	1,085,024	1.72	2,424,453	895,984	2.43
Bartow County	120,481	107,257	1.12	126,106	110,632	1.14	129,385	106,201	1.20
Bartram Trail Regional	84,501	35,597	2.66	117,031	36,056	3.25	110,994	34,725	3.20
Brooks County	63,132	16,872	3.74	62,063	16,982	3.71	62,332	16,570	3.82
Catoosa County	116,720	69,096	1.68	120,040	70,780	1.70	134,019	67,318	1.99
Chattahoochee Valley	3,52,833	227,076	1.48	337,310	230,822	1.46	368,740	225,186	1.64
Chattahoochee County	48,585	28,000	1.88	45,198	28,333	1.80	44,233	28,579	1.68
Cherokee Regional	151,310	64,865	1.78	152,703	85,896	1.78	157,019	87,589	1.79
Chestnut Regional	101,435	55,336	1.83	106,115	56,985	1.96	102,286	57,167	1.79
Clayton County	521,190	283,305	1.87	501,321	285,734	1.75	510,068	271,107	1.87
Coastal Plain Regional	255,454	89,304	2.86	261,857	100,109	2.62	255,108	98,774	2.58
Cobb County	913,825	743,357	1.23	903,152	755,207	1.20	902,532	732,504	1.23
Conyers-Rockdale	37,447	61,314	1.07	117,221	93,431	1.25	106,212	91,500	1.16
Coweta County	174,036	139,388	1.25	188,036	143,680	1.31	181,773	140,989	1.29
Dakota County	837,028	783,119	1.07	825,928	794,820	1.04	812,793	721,520	1.13
De Soto Trail Regional	118,862	40,516	2.93	119,304	40,772	2.93	121,933	38,051	3.20
Dougherty County	254,172	98,281	2.64	228,934	96,461	2.35	279,104	97,331	2.87
East Central Georgia Regional	585,548	366,402	1.60	575,963	374,200	1.54	548,983	234,310	1.49
Ebert County	49,611	20,715	2.39	48,734	20,799	2.34	47,341	20,247	2.34
Fitzgerald-Ben Hill County	58,765	19,385	3.03	54,489	18,581	2.93	55,280	18,092	3.06
Flint River Regional	511,663	262,945	1.81	522,899	290,657	1.80	447,644	269,759	1.66
Forsyth County	281,039	181,609	1.32	281,153	205,178	1.27	313,491	204,585	1.53
Great Clark's Hill Regional							224,217	147,943	1.52
Gwinnett County	871,685	857,589	1.02	817,471	874,489	0.93	756,530	891,721	0.85
Hall County	312,756	210,629	1.48	289,880	217,616	1.24	264,716	196,993	1.29
Hart County	32,380	25,971	1.25	33,832	26,431	1.27	34,065	25,723	1.32
Henry County	222,855	222,226	1.00	246,501	230,273	1.07	247,853	230,073	1.07
Houston County	183,930	142,569	1.29	184,043	144,980	1.27	177,923	151,582	1.17
Jefferson County	47,726	16,432	2.90	49,303	16,430	3.03	42,937	17,256	2.49
Kennesaw Regional	101,840	31,972	3.19	99,546	32,010	3.11	100,129	32,515	3.08
Lake Blackshear Regional	193,705	73,380	2.64	195,525	74,208	2.63	199,282	75,425	2.65
Lee County	66,365	39,498	1.68	68,847	39,765	1.73	68,522	39,127	1.75
Live Oak	535,184	391,279	1.37	503,064	398,879	1.26	418,732	406,815	1.03
Marshes of Glynn							95,205	83,648	1.14
Middle Georgia Regional	511,243	237,174	2.16	533,886	239,410	2.23	543,328	236,235	2.30
Moultrie-Cook County	127,953	46,479	2.74	123,687	49,320	2.51	123,924	47,638	2.60
Mountain Regional	133,146	61,173	2.18	138,121	62,848	2.20	143,748	57,920	2.48
Newton County	120,661	115,520	1.04	116,969	120,070	0.97	126,789	110,140	1.15
Northeast Georgia Regional	185,188	118,023	1.57	192,212	120,015	1.60	184,242	117,598	1.57
Northwest Georgia Regional	213,785	202,018	1.06	217,737	206,052	1.06	268,086	207,400	1.29
Ocmulgee Regional	116,759	74,340	1.57	122,017	75,052	1.63	121,485	83,071	1.46
Oconee Regional	177,638	92,542	1.92	178,899	93,654	1.91	177,966	92,264	1.93
Ocopee Regional	173,231	78,015	2.22	175,036	79,034	2.21	184,831	80,458	2.29
Okefenokee Regional	140,921	91,967	1.53	133,998	92,560	1.45	125,182	94,635	1.32
Peach County	71,834	28,534	2.51	73,629	28,999	2.54	75,624	29,740	2.54
Piedmont Regional	220,617	170,027	1.30	211,970	175,640	1.21	224,165	182,220	1.23
Pine Mountain Regional	109,900	67,793	1.62	123,001	68,411	1.81	120,858	66,389	1.82
Roddenberry Memorial	87,816	28,827	3.05	88,280	27,273	3.24	88,139	25,805	3.41
Sara Hightower Regional	484,853	144,226	3.35	495,813	145,862	3.40	492,369	141,598	3.48
Savalia Regional	88,138	61,680	1.43	82,082	53,772	1.53	88,737	53,268	1.67
Stevens-Jenkins Regional	80,258	24,528	3.27	80,651	24,777	3.26	80,115	23,196	3.46
Sequoyan Regional	289,144	306,966	0.94	309,387	316,534	0.98	310,555	295,779	1.05
South Georgia Regional	217,852	128,758	1.73	259,033	128,061	2.02	263,130	134,337	1.96
Southwest Georgia Regional	171,961	45,744	3.76	175,547	46,169	3.80	171,593	43,433	3.95
Stations Regional	207,902	167,017	1.24	210,280	160,419	1.31	206,552	155,811	1.33
Thomas County	143,965	46,497	3.09	115,167	49,221	2.34	113,796	45,590	2.50
Three Rivers Regional	336,547	220,543	1.53	331,712	225,507	1.47	240,059	151,031	1.59
Troup-Ham Regional	167,765	102,230	1.64	158,240	104,663	1.51	165,846	104,875	1.58
Twin Lakes	74,504	49,199	1.52	75,096	49,844	1.51	73,013	47,338	1.54
Ureia Remus Regional	286,774	180,971	1.58	288,721	185,488	1.55	299,435	171,890	1.74
West Georgia Regional	689,129	489,101	1.41	667,146	483,111	1.38	726,243	485,338	1.50
Worth County	38,001	22,572	1.68	38,875	22,930	1.69	33,053	22,142	1.49
<b>Statewide</b>	<b>16,656,816</b>	<b>10,436,974</b>	<b>1.60</b>	<b>16,089,310</b>	<b>10,660,977</b>	<b>1.51</b>	<b>16,603,167</b>	<b>10,344,907</b>	<b>1.60</b>

E-books Available at Georgia Public Libraries - FY 2012 - 2014

Library System	2012			2013			2014		
	E-books	Population	Per Capita	E-books	Population	Per Capita	E-books	Population	Per Capita
Athens Regional	25,164	226,120	0.11	59,064	230,121	0.26	70,213	225,833	0.31
Atlanta-Fulton	3,290	1,071,835	0.00	6,262	1,085,024	0.01	7,892	985,984	0.01
Bartow County	5,046	107,257	0.05	6,561	110,632	0.06	6,709	108,201	0.06
Bartram Trail Regional	0	36,597	-	0	36,056	-	24588	34,726	0.71
Brooks County	0	16,872	-	0	16,982	-	0	16,570	-
Catoosa County	0	69,096	-	206	70,780	0.00	206	67,318	0.00
Chattahoochee Valley	2,121	227,076	0.01	3,710	230,822	0.02	4,530	225,188	0.02
Chattooga County	0	26,000	-	165	29,333	0.01	224	29,579	0.01
Cherokee Regional	2,491	84,665	0.03	19,880	85,896	0.23	23,496	87,589	0.27
Chestatee Regional	9,204	55,336	0.17	10,127	56,963	0.18	12,438	57,167	0.22
Clayton County	244	283,306	0.00	1,118	285,734	0.00	1,457	272,197	0.01
Coastal Plain Regional	36,591	99,204	0.37	37,331	100,109	0.37	39,008	98,774	0.39
Cobb County	3,661	743,357	0.00	5,269	755,207	0.01	791	732,504	0.00
Conyers-Rockdale	357	91,314	0.00	1,094	92,431	0.01	1,789	91,500	0.02
Coweta County	0	139,389	-	483	143,650	0.00	990	140,969	0.01
DeKalb County	1,198	783,118	0.00	2,274	794,820	0.00	3,756	721,520	0.01
De Soto Trail Regional	3,073	40,516	0.08	4,995	40,772	0.12	6,653	38,051	0.17
Dougherty County	24,965	96,268	0.26	4,930	96,401	0.05	6,614	97,331	0.07
East Central Georgia Regional	0	368,402	-	6	374,200	0.00	0	234,310	-
Elbert County	6,146	20,735	0.30	4,995	20,799	0.24	6,183	20,247	0.31
Fitzgerald-Ben Hill County	0	18,385	-	0	18,581	-	0	18,092	-
Flint River Regional	19,216	282,945	0.07	37,584	290,657	0.13	49,904	269,759	0.18
Forsyth County	4,272	197,609	0.02	5,123	205,173	0.02	6,121	204,585	0.03
Great Clark's Hill Regional							3,677	147,943	
Gwinnett County	4,264	657,599	0.00	15,514	674,489	0.02	18,259	691,721	0.02
Hall County	460	210,629	0.00	236	217,616	0.00	235	196,993	0.00
Hart County	0	25,978	-	0	26,431	-	0	25,723	-
Henry County	0	222,226	-	0	230,273	-	0	230,973	-
Houston County	0	142,589	-	0	144,980	-	3850	151,582	0.03
Jefferson County	0	16,432	-	0	16,430	-	0	17,256	-
Kinchafoonee Regional	0	31,972	-	35	32,010	0.00	35	32,515	0.00
Lake Blackshear Regional	24,139	73,380	0.33	34,454	74,208	0.46	43,561	78,426	0.56
Lee County	14,007	38,496	0.36	20,752	39,763	0.52	27,112	30,127	0.90
Live Oak	9,498	391,278	0.02	8,541	398,879	0.02	7,128	408,815	0.02
Marshes of Glynn							264	83,648	
Middle Georgia Regional	0	237,174	-	972	239,410	0.00	1370	236,235	0.01
Moultrie-Colquitt County	0	48,479	-	0	49,320	-	5811	47,638	0.12
Mountain Regional	4,602	61,173	0.08	4,922	62,848	0.08	5,862	57,920	0.10
Newton County	0	115,520	-	414,177	120,070	3.45	30	110,140	0.00
Northeast Georgia Regional	0	118,023	-	0	120,015	-	333	117,598	0.00
Northwest Georgia Regional	0	202,016	-	0	206,052	-	330	207,400	0.00
Ocmulgee Regional	0	74,340	-	0	73,052	-	0	83,071	-
Oconee Regional	5,184	92,542	0.06	5,752	93,654	0.06	6,223	92,294	0.07
Choopsee Regional	18,918	78,015	0.24	4,922	79,034	0.06	5,223	80,456	0.06
Okafenokee Regional	0	91,967	-	0	92,560	-	0	94,635	-
Peach County	9,740	26,334	0.34	4,995	28,999	0.17	6,223	29,740	0.21
Piedmont Regional	1,120	170,027	0.01	2,072	175,640	0.01	1,960	162,220	0.01
Pine Mountain Regional	0	67,793	-	0	68,411	-	0	65,369	-
Roddenbery Memorial	1	26,827	0.00	12	27,173	0.00	28	25,965	0.00
Sara Hightower Regional	3,073	144,226	0.02	3,200	145,862	0.02	3,711	141,598	0.03
Sabilla Regional	0	52,680	-	0	53,772	-	0	53,298	-
Soreven-Jenkins Regional	0	24,536	-	0	24,777	-	0	23,168	-
Sequoyah Regional	566	306,966	0.00	1,047	316,534	0.00	1,908	295,779	0.01
South Georgia Regional	0	125,756	-	0	128,061	-	6056	134,337	0.06
Southwest Georgia Regional	4,510	46,744	0.10	5,095	46,169	0.11	6,183	43,433	0.14
Statesboro Regional	0	157,017	-	30,000	160,419	0.19	33,000	155,811	0.21
Thomas County	18,438	48,497	0.38	29,532	49,221	0.60	37,338	45,590	0.82
Three Rivers Regional	0	220,545	-	0	225,507	-	85	151,031	0.00
Troup-Harris Regional	5,600	102,339	0.05	0	104,663	-	0	104,875	-
Twin Lakes	0	49,189	-	0	49,344	-	0	47,336	-
Uncle Remus Regional	0	180,971	-	0	185,485	-	0	171,890	-
West Georgia Regional	0	469,101	-	2,099	483,111	0.00	3,502	465,338	0.01
Worth County	2,420	32,572	0.11	4,922	22,930	0.21	6,111	22,142	0.28
<b>Statewide</b>	<b>273,671</b>	<b>10,436,974</b>	<b>0.03</b>	<b>802,548</b>	<b>10,660,977</b>	<b>0.08</b>	<b>511,966</b>	<b>10,344,907</b>	<b>0.05</b>

# Materials Expenditures Per Capita FY 2014



**Total Collection Expenditures Per Capita in Georgia Public Libraries - FY 2012 - 2014**

Library System	2012			2013			2014		
	Material Exp	Population	Per Capita	Material Exp	Population	Per Capita	Material Exp	Population	Per Capita
Atlanta Regional	\$ 349,493	226,120	1.55	\$ 457,473	230,121	1.99	\$ 692,041	225,633	3.06
Atlanta-Fulton	2,652,719	1,071,634	2.48	2,296,521	1,085,024	2.12	1,440,747	995,994	1.45
Barrow County	192,275	107,257	1.79	154,200	110,632	1.39	210,400	108,201	1.94
Bartram Trail Regional	39,268	35,597	1.10	46,543	36,056	1.12	60,848	34,725	1.75
Brooks County	17,468	16,872	1.04	15,515	16,982	0.91	30,668	16,570	1.83
Catoosa County	20,850	89,096	0.30	1,825	70,780	0.03	21,319	67,318	0.52
Chattahoochee Valley	878,048	227,078	2.98	558,692	230,822	2.40	711,174	225,185	3.16
Chattahoochee Regional	45,368	28,000	1.62	37,460	28,333	1.32	39,300	26,579	1.48
Cherokee Regional	52,676	64,885	0.82	48,135	85,896	0.56	40,224	37,589	0.46
Chestatee Regional	126,197	55,339	2.28	109,650	56,985	1.92	141,177	57,187	2.47
Clayton County	428,691	283,305	1.51	480,007	285,734	1.68	481,578	272,197	1.77
Coastal Plain Regional	76,158	49,204	0.77	77,957	100,109	0.78	85,362	98,774	0.86
Cobb County	1,821,858	743,357	1.78	1,505,168	755,207	1.99	1,690,892	732,504	2.46
Copers-Rockdale	39,888	91,314	0.98	109,380	93,431	1.17	115,800	91,500	1.27
Coweta County	46,150	139,569	0.33	73,269	143,680	0.51	64,339	140,969	0.60
DeKalb County	933,393	783,118	1.19	939,448	794,820	1.18	930,804	721,520	1.29
De Soto Trail Regional	47,668	40,516	1.16	48,080	40,772	1.13	44,042	38,051	1.18
Dougherty County	294,203	98,268	3.08	309,658	96,401	3.20	347,865	97,331	3.57
East Central Georgia Regional	211,083	368,402	0.57	536,271	374,200	1.43	148,520	234,310	0.63
Elliott County	14,828	30,735	0.72	14,504	20,799	0.70	14,735	20,247	0.73
Fitzgerald-Ben Hill County	24,867	18,388	1.35	10,832	18,581	0.58	14,860	18,092	0.81
Flint River Regional	404,512	282,845	1.43	421,731	290,657	1.45	403,512	269,759	1.50
Forsyth County	591,512	197,602	2.99	510,754	205,178	2.49	562,113	204,585	2.85
Great Clark's Hill Regional							302,633	147,943	2.05
Gwinnett County	3,312,106	857,586	3.86	2,755,732	874,489	3.15	1,978,299	891,721	2.22
Hall County	326,554	210,639	1.55	172,811	217,616	0.79	133,667	196,993	0.68
Hart County	15,184	25,978	0.58	20,584	26,431	0.76	11,372	25,723	0.44
Henry County	112,615	222,228	0.51	75,600	230,273	0.33	173,491	230,973	0.75
Houston County	111,833	142,569	0.78	88,246	144,980	0.61	124,315	151,582	0.82
Jefferson County	18,000	16,432	1.10	18,540	16,430	1.13	18,849	17,258	1.08
Knox-Whitney Regional	35,883	31,873	1.12	36,616	32,010	1.14	34,556	33,515	1.08
Lake Blackshear Regional	53,420	73,380	0.73	66,147	74,208	0.89	57,131	78,425	0.73
Lee County	78,500	38,496	2.04	124,423	39,765	3.13	126,342	39,127	4.52
Live Oak	725,267	391,279	1.85	660,870	398,879	1.66	638,137	406,815	1.57
Marshes of Glynn							72,807	35,648	0.67
Middle Georgia Regional	288,583	237,174	1.12	245,952	239,410	1.03	228,898	236,235	0.95
Midline-Cokull County	45,628	48,479	0.94	80,483	49,320	1.23	55,675	47,638	1.17
Mountain Regional	63,437	61,173	1.04	55,008	62,848	0.88	38,979	57,920	0.67
Newton County	40,272	115,520	0.35	56,617	120,070	0.47	79,514	110,140	0.72
Northwest Georgia Regional	110,135	118,833	0.93	105,015	120,015	0.88	121,336	117,598	1.03
Northwest Georgia Regional	63,142	262,016	0.31	82,476	206,052	0.40	117,130	207,400	0.58
Ocmulgee Regional	30,356	74,240	0.41	22,728	75,052	0.30	20,102	63,071	0.24
Oconee Regional	127,298	92,542	1.38	130,747	93,654	1.40	166,433	92,264	1.80
Chocoochee Regional	37,636	78,015	0.48	33,384	79,034	0.42	29,136	80,458	0.36
Okefenokee Regional	30,173	91,997	0.33	27,999	92,560	0.30	48,958	94,635	0.52
Polk County	11,313	26,534	0.40	19,379	28,999	0.67	12,407	29,740	0.42
Piedmont Regional	153,406	170,027	0.90	188,124	175,640	1.07	184,472	162,220	1.14
Pine Mountain Regional	29,534	67,793	0.44	23,162	68,411	0.34	26,404	65,369	0.40
Providence Memorial	34,528	36,827	1.29	28,080	27,273	0.96	33,020	25,885	1.28
Sara Hightower Regional	256,296	144,238	1.78	271,556	145,862	1.86	271,921	141,588	1.92
Savilla Regional	29,345	52,660	0.56	31,212	53,772	0.58	25,545	53,298	0.48
Scriven-Jenkins Regional	29,162	24,536	1.19	43,898	24,777	1.77	15,550	23,186	0.67
Sequoyah Regional	256,915	306,060	0.84	282,075	316,534	0.89	262,433	296,779	0.89
South Georgia Regional	92,887	125,758	0.74	89,703	128,061	0.54	70,790	134,337	0.53
Southwest Georgia Regional	100,668	45,744	2.20	93,694	46,169	2.03	74,775	43,433	1.72
Statesboro Regional	114,834	157,017	0.73	106,213	160,419	0.66	87,426	155,811	0.56
Thomas County	133,774	46,497	2.76	98,658	49,221	2.00	102,206	45,590	2.24
Three Rivers Regional	151,394	220,545	0.69	128,385	225,507	0.57	143,888	151,031	0.85
Trip-Harris Regional	67,324	102,339	0.66	51,119	104,663	0.49	90,989	104,875	0.67
Twin Lakes	36,557	48,189	0.74	19,813	49,844	0.40	22,126	47,336	0.47
Uncle Remus Regional	260,135	180,971	1.44	258,834	185,488	1.40	355,813	171,800	2.07
West Georgia Regional	796,875	469,101	1.70	660,608	483,111	1.43	726,833	495,338	1.56
Worth County	28,042	22,572	1.24	20,755	22,930	0.91	11,669	22,142	0.53
<b>Statewide</b>	<b>\$ 16,846,166</b>	<b>10,469,646</b>	<b>1.61</b>	<b>\$ 16,012,383.93</b>	<b>10,660,977</b>	<b>1.60</b>	<b>\$ 15,560,744.68</b>	<b>10,344,907</b>	<b>1.60</b>



Ratio of Local to State Funds Used to Purchase Library Materials in FY 2014						
Library System	Materials Exp	Local and State	Local Funds for Materials	% Local Exp of Materials	State Funds for Materials	% State Exp of Materials
Athens Regional	\$ 692,041	\$ 692,041	\$ 665,376.80	96.15%	\$ 26,664.36	3.85%
Atlanta-Fulton	1,440,747	\$ 1,440,747	1,175,259.00	81.57%	265,488.00	18.43%
Bartow County	210,400	\$ 210,400	198,694.00	94.38%	11,816.00	5.62%
Bartram Trail Regional	60,848	\$ 60,848	43,964.40	72.25%	16,883.23	27.75%
Brooks County	30,363	\$ 30,363	30,362.98	100.00%	-	0.00%
Catoosa County	21,319	\$ 21,319	653.11	3.06%	20,666.36	96.94%
Chattahoochee Valley	711,174	\$ 711,174	669,554.00	94.15%	41,620.00	5.85%
Chattooga County	39,300	\$ 39,300	22,333.34	56.83%	16,966.16	43.17%
Cherokee Regional	40,224	\$ 40,224	23,049.28	57.30%	17,174.60	42.70%
Chestatee Regional	141,177	\$ 141,177	141,176.84	100.00%	-	0.00%
Clayton County	481,578	\$ 481,578	436,579.62	90.66%	44,998.44	9.34%
Coastal Plain Regional	85,362	\$ 85,362	44,191.07	51.77%	41,170.90	48.23%
Cobb County	1,800,892	\$ 1,800,892	1,540,898.30	85.56%	259,993.93	14.44%
Conyers-Rockdale	115,800	\$ 115,800	115,800.10	100.00%	-	0.00%
Coweta County	84,339	\$ 84,339	35,000.00	41.50%	49,339.15	58.50%
DeKalb County	930,804	\$ 930,804	730,803.82	78.51%	200,000.00	21.49%
De Stoto Trail Regional	44,042	\$ 44,042	44,041.73	100.00%	-	0.00%
Dougherty County	347,865	\$ 347,865	331,994.92	95.43%	15,900.27	4.57%
East Central Georgia Regional	148,520	\$ 148,520	148,520.11	100.00%	-	0.00%
Elbert County	14,735	\$ 14,735	14,735.12	100.00%	-	0.00%
Fitzgerald-Ben Hill County	14,660	\$ 13,977	304.82	8.47%	13,071.82	93.53%
Flint River Regional	403,512	\$ 403,512	348,265.74	86.31%	55,246.21	13.69%
Forsyth County	582,113	\$ 582,113	516,677.80	88.76%	65,434.73	11.24%
Great Clark's Hill Regional	302,633	\$ 302,633	139,659.54	46.15%	162,973.48	53.85%
Gwinnett County	1,976,299	\$ 1,976,299	1,664,196.48	84.21%	312,102.35	15.79%
Hall County	133,667	\$ 133,667	103,171.00	77.19%	30,496.00	22.81%
Hart County	11,372	\$ 11,372	6,571.90	57.79%	4,800.00	42.21%
Henry County	173,491	\$ 173,491	135,941.00	78.36%	37,550.00	21.64%
Houston County	124,315	\$ 124,315	124,315.06	100.00%	-	0.00%
Jefferson County	18,649	\$ 18,649	18,649.42	100.00%	-	0.00%
Kirchcovee Regional	34,556	\$ 34,556	13,468.48	38.98%	21,087.98	61.02%
Lake Blackshear Regional	57,131	\$ 57,131	28,677.81	50.20%	28,453.04	49.60%
Lee County	138,342	\$ 138,342	113,499.49	83.25%	22,842.20	16.75%
Live Oak	638,137	\$ 638,137	491,152.00	76.97%	146,985.00	23.03%
Marshes of Glynn	72,807	\$ 72,807	64,800.91	89.00%	8,006.54	11.00%
Middle Georgia Regional	223,806	\$ 223,806	200,523.00	89.68%	23,083.00	10.32%
Moultrie-Colquitt County	55,875	\$ 55,875	55,875.16	100.00%	-	0.00%
Mountain Regional	38,979	\$ 38,979	38,979.16	100.00%	-	0.00%
Newton County	79,514	\$ 79,514	79,514.00	100.00%	-	0.00%
Northeast Georgia Regional	121,336	\$ 121,336	83,062.00	68.47%	38,253.51	31.53%
Northwest Georgia Regional	117,130	\$ 117,130	40,307.68	34.41%	76,821.86	65.59%
Ocmulgee Regional	20,102	\$ 20,102	10,101.91	50.25%	10,000.00	49.75%
Oconee Regional	166,433	\$ 166,433	127,348.87	76.52%	39,084.10	23.48%
Oconee Regional	29,136	\$ 29,136	8,464.92	29.05%	20,671.16	70.95%
Okefenokee Regional	48,956	\$ 48,956	41,529.52	84.83%	7,426.01	15.17%
Peach County	12,407	\$ 12,407	11,907.44	95.97%	500.00	4.03%
Piedmont Regional	184,472	\$ 184,472	166,783.80	90.41%	17,687.86	9.59%
Pine Mountain Regional	26,404	\$ 26,404	5,833.75	21.34%	20,770.15	78.66%
Roddenberry Memorial	33,020	\$ 33,020	33,019.62	100.00%	-	0.00%
Sara Hightower Regional	271,921	\$ 271,921	230,065.39	84.61%	41,855.42	15.39%
Satilla Regional	25,545	\$ 25,545	-	0.00%	25,544.90	100.00%
Scriven-Jenkins Regional	15,560	\$ 15,560	15,560.00	100.00%	-	0.00%
Sequoyah Regional	282,433	\$ 282,433	244,424.17	86.54%	38,008.90	13.46%
South Georgia Regional	70,790	\$ 70,790	49,815.11	70.37%	20,974.88	29.63%
Southwest Georgia Regional	74,775	\$ 74,775	71,670.05	95.85%	3,104.96	4.15%
Statesboro Regional	87,426	\$ 87,426	87,426.37	100.00%	-	0.00%
Thomas County	102,206	\$ 102,206	88,977.66	87.06%	13,227.94	12.94%
Three Rivers Regional	143,986	\$ 143,986	143,985.62	100.00%	-	0.00%
Troup-Harris Regional	90,989	\$ 90,989	63,102.00	69.35%	27,887.31	30.65%
Twin Lakes	22,126	\$ 22,126	22,126.04	100.00%	-	0.00%
Uncle Remus Regional	355,813	\$ 355,813	355,812.91	100.00%	-	0.00%
West Georgia Regional	726,933	\$ 726,933	631,993.80	86.64%	94,938.96	13.06%
Worth County	11,689	\$ 11,689	3,919.64	33.59%	7,748.70	66.41%
<b>Statewide</b>	<b>\$ 15,560,745</b>	<b>\$ 15,560,061</b>	<b>\$ 13,084,740</b>	<b>84.16%</b>	<b>\$ 2,465,321</b>	<b>15.84%</b>

## **Expenditures of Georgia's Public Libraries**

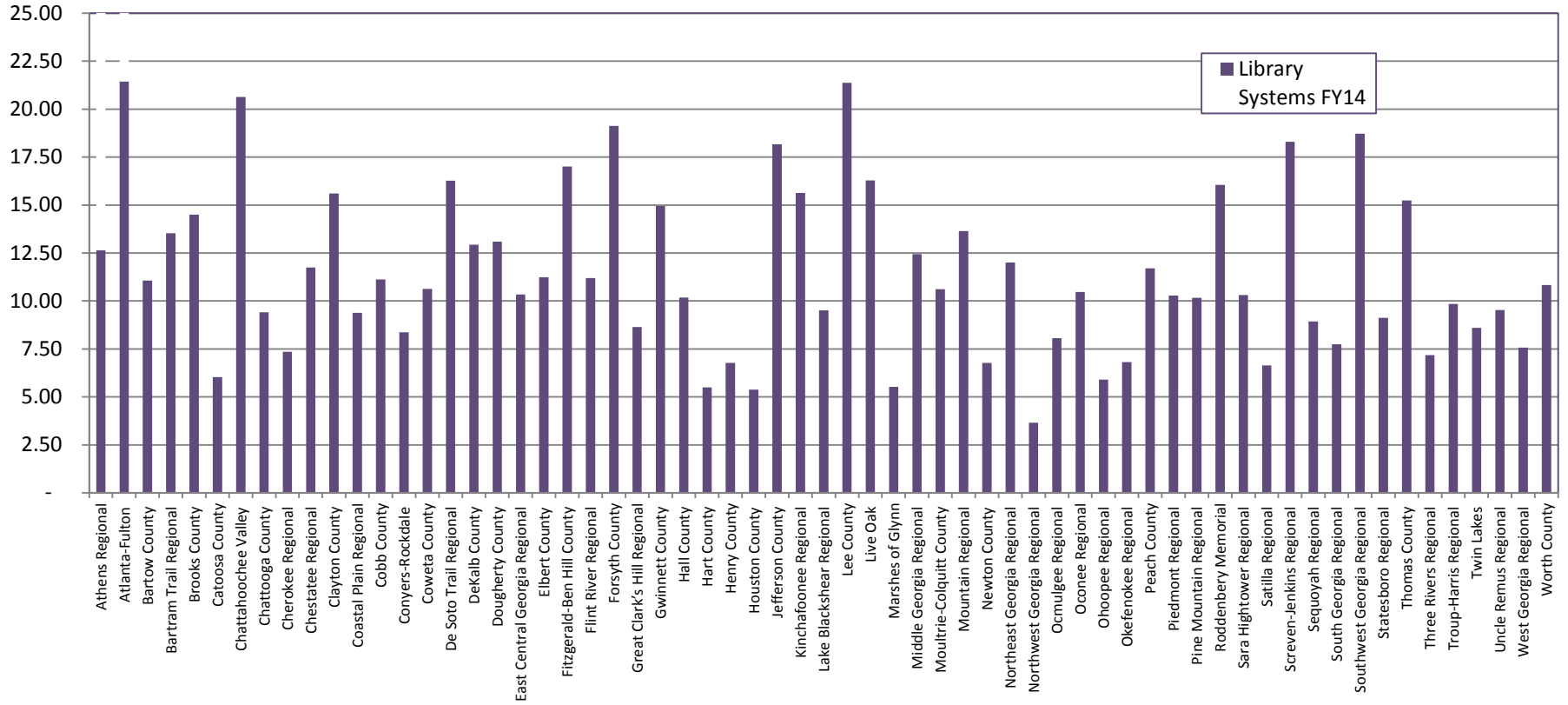
### **Per Capita Expenditures for Staff in Georgia Public Libraries**

- Georgia public libraries spent an average of \$12.56 per capita for staff in FY14.
- The majority (43) of Georgia public library systems spent less than the state average per capita of \$12.56 for staff.

### **Total Public Library Expenditures**

- On a per capita basis, no public library system in Georgia spent more in FY14 than the FY12 national average of \$35.47.
- 11% of Georgia's public library systems spent more per capita than the state average in FY14 of \$17.69.

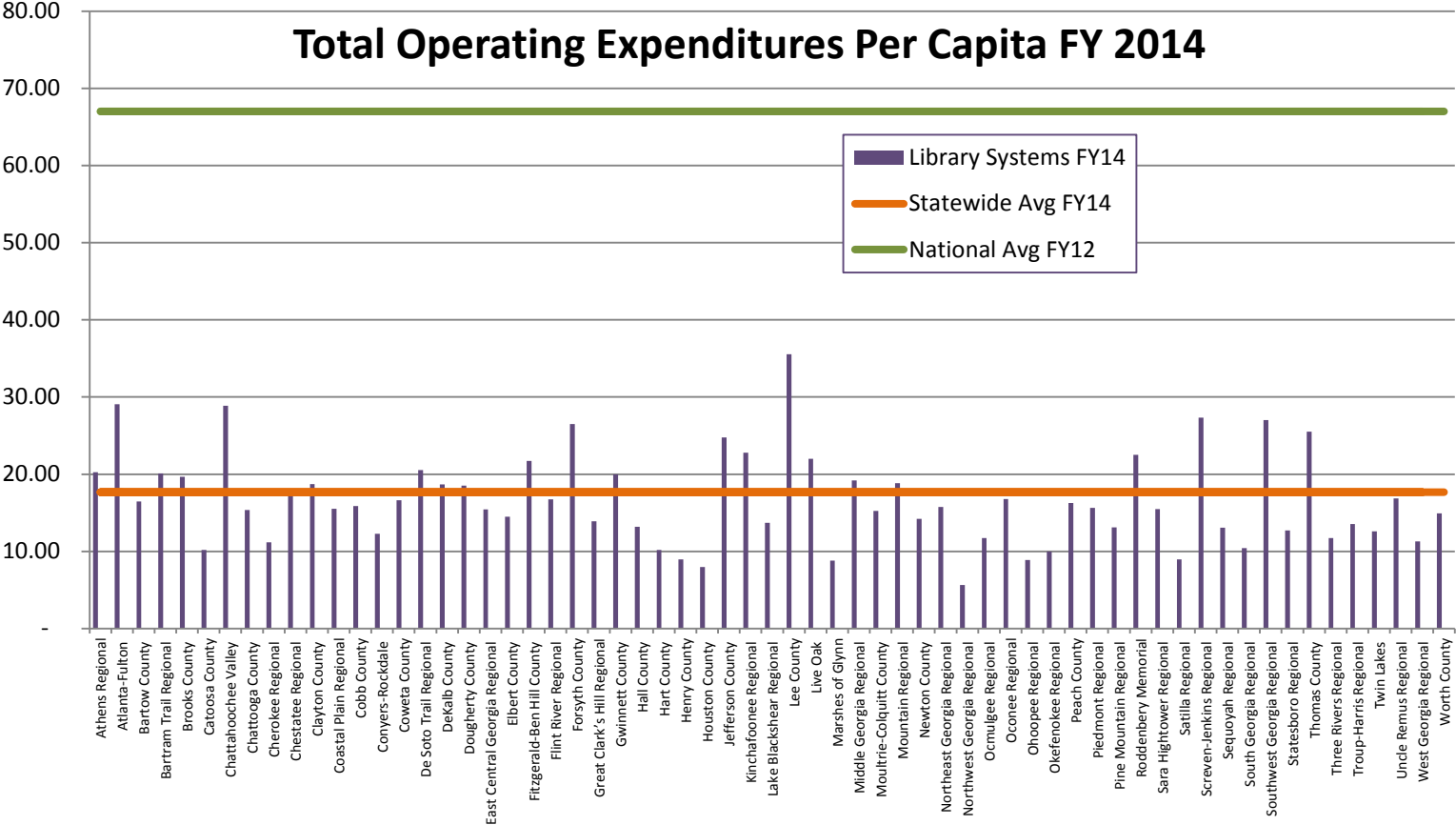
# Total Staff Expenditures Per Capita for Georgia Public Libraries FY2014



Staff Expenditure Per Capita in Georgia Public Libraries - FY 2012-2014

Library System	2012			2013			2014		
	Staff Exp	Population	Per Capita	Staff Exp	Population	Per Capita	Staff Exp	Population	Per Capita
Athens Regional	\$ 2,786,635	226,120	12.32	\$ 2,171,719	230,121	9.44	\$ 2,854,578	225,833	12.64
Atlanta-Fulton	25,867,301	1,071,835	24.14	14,627,058	1,085,024	13.48	21,353,133	995,984	21.44
Bartow County	1,211,557	107,257	11.30	880,123	110,632	7.96	1,197,357	108,201	11.07
Bartram Trail Regional	455,963	35,597	12.81	363,612	36,056	10.08	469,558	34,725	13.52
Brooks County	262,339	16,872	15.55	176,885	16,982	10.42	240,298	16,570	14.50
Catoosa County	418,895	89,006	6.06	307,799	70,780	4.35	406,109	67,318	6.03
Chattahoochee Valley	4,071,132	227,076	17.93	3,494,982	230,822	15.14	4,646,079	225,186	20.63
Chattooga County	226,541	28,000	8.09	176,375	28,333	6.23	249,981	26,579	9.41
Cherokee Regional	693,407	84,865	8.17	488,067	85,896	5.68	643,559	87,589	7.35
Chestate Regional	708,267	55,336	12.80	502,137	56,985	8.81	671,224	57,167	11.74
Clayton County	2,577,390	283,305	9.10	2,392,530	285,734	8.37	4,246,801	272,197	15.60
Coastal Plain Regional	901,650	99,204	9.09	568,407	100,109	6.68	926,404	98,774	9.38
Cobb County	7,493,631	743,357	10.08	5,222,056	755,207	6.91	8,152,078	732,504	11.13
Conyers-Rockdale	819,208	91,314	8.97	641,818	93,431	6.87	765,814	91,500	8.37
Coweta County	1,640,989	139,388	11.77	1,373,372	143,680	9.56	1,498,330	140,969	10.63
De Soto Trail Regional	12,026,267	783,118	15.36	8,849,038	794,820	11.13	11,743,698	721,520	16.28
DeKalb County	441,522	40,516	10.90	352,206	40,772	8.64	492,419	38,051	12.94
Dougherty County	1,582,526	96,268	16.44	881,813	96,401	9.15	1,275,053	97,331	13.10
East Central Georgia Regional	1,989,183	368,402	5.40	2,471,255	374,200	6.60	2,422,705	234,310	10.34
Elbert County	227,333	20,735	10.96	163,417	20,799	7.86	227,496	20,247	11.24
Fitzgerald-Ben Hill County	338,144	18,385	18.39	221,777	18,591	11.94	307,748	18,092	17.01
Flint River Regional	2,704,424	282,845	9.56	2,254,085	280,657	7.76	3,018,892	269,759	11.19
Forsyth County	3,438,493	197,809	17.40	2,591,018	205,178	12.63	3,911,999	204,585	19.12
Great Clark's Hill Regional							1,278,680	147,943	8.64
Gwinnett County	13,668,232	657,566	15.94	9,550,428	874,489	10.92	13,332,710	891,721	14.95
Hall County	1,985,664	210,629	9.43	1,396,335	217,616	6.42	2,005,642	196,993	10.18
Hart County	130,715	25,978	5.03	112,943	26,431	4.27	141,399	25,723	5.50
Henry County	1,552,866	222,226	6.99	1,094,177	230,273	4.75	1,565,547	230,973	6.78
Houston County	776,458	142,509	5.45	624,051	144,980	4.30	816,150	151,582	5.38
Jefferson County	295,821	16,432	18.00	219,083	16,430	13.33	313,551	17,266	18.17
Kinchafoonee Regional	604,808	31,872	18.92	412,989	32,010	12.90	508,476	32,515	15.64
Lake Blackshear Regional	688,819	73,380	9.39	535,298	74,208	7.21	745,607	78,425	9.51
Lee County	537,576	38,496	13.96	448,617	39,765	11.28	643,801	30,127	21.37
Live Oak	6,401,680	391,279	16.36	4,503,098	398,879	11.29	6,626,368	406,815	16.29
Marshes of Glynn							481,961	63,649	5.52
Middle Georgia Regional	3,024,152	237,174	12.75	2,230,630	239,410	9.32	2,940,073	236,235	12.45
Moultrie-Colquitt County	465,979	48,479	9.61	398,727	49,320	7.48	505,939	47,638	10.62
Mountain Regional	789,020	61,173	12.90	600,330	62,848	9.55	790,539	57,920	13.65
Newton County	1,186,793	115,520	10.27	573,959	120,070	4.78	746,133	110,140	6.77
Northeast Georgia Regional	1,308,834	118,023	11.09	1,028,153	120,015	8.57	1,411,557	117,598	12.00
Northwest Georgia Regional	846,233	202,018	4.19	504,820	206,052	2.45	758,036	207,400	3.65
Ocmulgee Regional	770,416	74,340	10.38	506,095	75,052	6.74	670,043	83,071	8.07
Oconee Regional	989,147	92,542	10.69	715,268	93,854	7.64	965,460	92,264	10.46
Ohoopee Regional	655,572	78,015	8.40	422,445	79,034	5.35	475,034	80,456	5.90
Okfeenokee Regional	633,643	91,967	6.89	484,917	92,560	5.24	644,617	94,635	6.81
Peach County	386,634	28,534	13.55	287,428	28,999	9.22	348,173	29,740	11.71
Piedmont Regional	1,320,369	170,027	7.77	1,202,536	175,640	6.85	1,666,807	162,220	10.27
Pine Mountain Regional	654,033	67,793	9.65	504,588	68,411	7.38	664,335	65,369	10.16
Roddenberry Memorial	462,601	26,827	17.24	308,172	27,273	11.30	415,374	25,865	16.06
Sara Hightower Regional	1,644,741	144,226	11.40	1,083,179	145,862	7.43	1,459,289	141,598	10.31
Satilla Regional	318,734	52,680	6.05	253,494	53,772	4.71	354,370	53,298	6.65
Soreven-Jenkins Regional	306,216	24,536	16.15	344,991	24,777	13.92	424,198	23,186	18.30
Sequoyah Regional	2,652,330	306,866	8.64	1,975,142	316,534	6.24	2,643,983	295,779	8.94
South Georgia Regional	1,113,470	125,756	8.85	788,550	128,061	6.16	1,040,566	134,337	7.75
Southwest Georgia Regional	731,577	45,744	15.99	526,523	46,169	11.40	813,000	43,433	18.72
Statesboro Regional	1,471,891	157,017	9.37	1,067,838	160,419	6.66	1,421,279	155,811	9.12
Thomas County	702,869	48,497	14.49	484,757	49,221	9.85	695,013	45,590	15.24
Three Rivers Regional	1,262,273	220,545	5.72	1,177,075	225,507	5.22	1,084,674	151,031	7.18
Troup-Harris Regional	748,884	102,339	7.32	573,251	104,663	5.48	1,032,873	104,875	9.85
Twin Lakes	447,515	49,189	9.10	353,234	49,844	7.09	407,012	47,336	8.60
Uncle Remus Regional	1,485,070	180,971	8.10	1,108,621	185,488	5.98	1,638,227	171,890	9.53
West Georgia Regional	3,087,537	489,101	6.58	2,387,754	483,111	4.94	3,520,453	465,338	7.57
Worth County	245,183	22,572	10.86	167,809	22,830	7.32	238,833	22,142	10.83
Statewide	\$129,306,529	10,438,548	12.36	\$ 92,178,732	10,660,977	8.65	\$129,937,933	10,344,907	12.56

# Total Operating Expenditures Per Capita FY 2014



**Expenditure Per Capita in Georgia Public Libraries - FY 2012-2014**

Library System	2012			2013			2014		
	All Lib Exp	Population	Per Capita	All Lib Exp	Population	Per Capita	All Lib Exp	Population	Per Capita
Athens Regional	\$ 4,162,089	226,120	18.41	\$ 4,129,844	230,121	17.95	\$ 4,578,182	225,833	20.27
Atlanta-Fulton	33,155,301	1,071,835	30.94	30,838,853	1,085,024	28.51	28,942,020	995,984	29.06
Barrow County	1,782,940	107,257	16.62	1,779,153	110,632	16.08	1,779,729	108,201	16.45
Bartram Trail Regional	640,258	35,597	17.99	618,573	36,056	17.16	697,685	34,725	20.09
Brooks County	327,602	16,872	19.42	298,926	16,982	17.48	325,912	16,570	19.67
Catoosa County	570,556	69,096	8.26	636,091	70,780	8.99	685,213	67,318	10.18
Chattahoochee Valley	6,019,745	227,076	26.51	6,595,195	230,822	28.57	6,505,339	225,186	28.89
Chattooga County	388,247	28,000	13.15	382,937	28,333	13.52	408,717	26,579	15.38
Cherokee Regional	932,659	84,865	10.99	890,874	85,896	10.37	977,894	87,589	11.16
Chestate Regional	986,717	55,336	17.83	967,857	56,985	16.98	1,014,334	57,167	17.74
Clayton County	3,346,355	283,305	11.81	3,944,371	285,734	13.80	5,093,767	272,197	18.71
Coastal Plain Regional	1,480,553	99,204	14.72	1,456,401	100,109	14.55	1,533,126	98,774	15.52
Cobb County	10,731,815	743,357	14.44	10,488,862	755,207	13.89	11,831,461	732,504	15.88
Conyers-Rockdale	1,180,829	91,314	12.93	1,227,051	93,431	13.13	1,122,994	91,500	12.27
Coweta County	2,312,822	139,388	16.59	2,380,176	143,880	16.57	2,341,576	140,969	16.61
De Soto Trail Regional	15,056,567	783,118	19.23	15,158,718	794,820	19.07	14,825,324	721,520	20.55
DeKalb County	594,124	40,516	14.66	574,742	40,772	14.10	710,937	38,051	18.68
Dougherty County	2,142,917	96,268	22.26	1,843,317	98,401	19.12	1,802,614	97,331	18.52
East Central Georgia Regional	3,422,398	368,402	9.29	5,447,517	374,200	14.56	3,616,018	234,310	15.43
Elbert County	286,369	20,735	13.81	305,821	20,799	14.70	293,336	20,247	14.48
Fitzgerald-Ben Hill County	446,043	18,385	24.26	440,909	18,581	23.73	392,890	18,082	21.72
Flint River Regional	4,209,632	262,945	14.88	4,154,125	290,657	14.29	4,511,757	269,759	16.73
Forsyth County	4,931,493	197,609	24.96	4,777,710	205,178	23.29	5,417,902	204,585	26.48
Great Clark's Hill Regional							2,057,620	147,943	13.91
Gwinnett County	19,171,921	857,586	22.36	18,058,778	874,489	20.65	17,830,498	891,721	20.00
Hall County	2,784,799	210,829	13.22	2,532,975	217,816	11.64	2,801,585	196,993	13.21
Hart County	248,172	25,978	9.55	262,943	26,431	9.95	262,138	25,723	10.19
Henry County	1,953,711	222,228	8.79	1,911,478	230,273	8.30	2,070,150	230,973	8.96
Houston County	1,132,045	142,599	7.94	1,215,710	144,980	8.39	1,211,458	151,582	7.99
Jefferson County	397,300	16,432	24.18	397,554	16,430	24.20	427,649	17,256	24.78
Kinchafoonee Regional	859,708	31,972	26.89	771,452	32,010	24.10	740,893	32,515	22.79
Lake Blackshear Regional	1,042,168	73,380	14.20	1,067,813	74,208	14.39	1,073,077	78,425	13.68
Lee County	896,997	38,498	18.11	918,659	39,785	23.10	1,071,314	30,127	35.56
Live Oak	8,878,015	391,279	22.69	8,550,165	398,879	21.44	8,955,943	406,815	22.01
Marshes of Glynn							734,792	83,648	8.78
Middle Georgia Regional	4,608,246	237,174	19.43	4,560,262	239,410	19.05	4,533,425	236,236	19.19
Moultrie-Colquitt County	641,520	48,479	13.24	704,348	49,320	14.28	726,638	47,539	15.25
Mountain Regional	1,074,857	61,173	17.57	1,050,438	62,848	16.71	1,091,791	57,920	18.85
Newton County	1,552,760	115,520	13.44	1,219,033	120,070	10.15	1,566,629	110,140	14.22
Northeast Georgia Regional	1,722,953	118,023	14.60	1,890,219	120,015	15.67	1,853,079	117,598	15.76
Northwest Georgia Regional	1,091,781	202,016	5.40	1,082,577	206,052	5.25	1,173,864	207,400	5.66
Ocmulgee Regional	1,044,185	74,340	14.05	950,803	75,052	12.67	975,169	83,071	11.74
Oconee Regional	1,568,069	92,542	16.94	1,532,268	93,854	16.36	1,548,779	92,264	16.79
Ochopee Regional	1,071,403	78,015	13.73	788,389	79,034	9.98	713,263	80,458	8.87
Okefenokee Regional	895,670	91,967	9.74	986,977	92,560	10.66	944,596	94,835	9.98
Peach County	470,688	28,534	16.50	460,304	28,999	15.87	483,290	29,740	16.25
Piedmont Regional	1,985,045	170,027	11.67	2,251,622	175,640	12.82	2,535,486	182,220	15.83
Pine Mountain Regional	849,698	67,793	12.63	774,903	68,411	11.33	856,533	65,369	13.10
Roddenberry Memorial	597,261	26,827	22.26	553,032	27,273	20.28	581,800	25,865	22.49
Sara Hightower Regional	2,161,311	144,226	14.99	2,330,193	145,862	15.98	2,192,291	141,598	15.48
Satilla Regional	466,382	52,680	8.85	455,774	53,772	8.48	478,104	53,298	8.97
Sorevelt-Jenkins Regional	673,110	24,536	27.43	714,442	24,777	28.83	634,056	23,186	27.35
Sequoyah Regional	3,604,318	306,966	11.74	3,586,991	316,534	11.33	3,869,362	295,779	13.08
South Georgia Regional	1,525,759	125,756	12.13	1,455,527	128,061	11.37	1,399,649	134,337	10.42
Southwest Georgia Regional	1,083,123	45,744	23.68	1,070,561	46,169	23.19	1,173,637	43,433	27.02
Statesboro Regional	2,073,701	157,017	13.21	1,928,249	160,419	12.02	1,980,854	155,811	12.71
Thomas County	1,229,791	48,487	25.36	1,128,820	49,221	22.93	1,164,018	45,590	25.63
Three Rivers Regional	1,748,277	220,545	7.93	2,299,329	225,507	10.20	1,770,675	151,031	11.72
Troup-Harris Regional	1,071,663	102,339	10.47	1,232,262	104,863	11.77	1,419,360	104,875	13.63
Twin Lakes	685,921	49,189	13.94	679,394	49,844	13.63	598,166	47,336	12.59
Uncle Remus Regional	2,414,243	180,971	13.34	2,657,683	185,488	14.33	2,899,051	171,890	16.87
West Georgia Regional	4,838,873	489,101	10.32	4,872,075	483,111	10.08	5,246,806	465,338	11.28
Worth County	363,881	22,572	16.12	323,750	22,930	14.12	330,620	22,142	14.93
<b>Statewide</b>	<b>\$ 179,347,275</b>	<b>10,459,546</b>	<b>17.15</b>	<b>\$ 178,653,368</b>	<b>10,560,977</b>	<b>16.78</b>	<b>\$ 182,985,052.78</b>	<b>10,344,907</b>	<b>17.69</b>

## Data Sources

Georgia Public Library Service (GPLS) produced this current picture of the 63 public library systems of Georgia using statistical data from a variety of sources:

- Annual Reports of public library systems for Fiscal Years 2009-2014.
- The Institute of Museum and Library Services report, Public Libraries in the United States Survey: Fiscal Year 2011 ([http:// http://www.ims.gov/research/public-libraries-in-the-us-fy-2011-report.aspx](http://www.ims.gov/research/public-libraries-in-the-us-fy-2011-report.aspx)).
- The Institute of Museum and Library Services report, Public Libraries in the United States Survey: Fiscal Year 2012 ([http:// http://www.ims.gov/research/public-libraries-in-the-us-fy-2012-report.aspx](http://www.ims.gov/research/public-libraries-in-the-us-fy-2012-report.aspx)).

For a PDF of this report, visit: [http://www.georgialibraries.org/lib/publiclibinfo/current\\_look.php](http://www.georgialibraries.org/lib/publiclibinfo/current_look.php).